

# NICOLock®

PAVING STONES • RETAINING WALLS • OUTDOOR LIVING



paver-shield™



*Ultimate Family Staycation*

TEAR-OUT  
COLOR SWATCH  
GUIDE  
INSIDE







# TABLE OF CONTENTS

## WHY NICOLOCK

Welcome.....	4
paver- <b>shield</b> ™.....	6
Designing with Inlays and Borders.....	39
Pre-designed Packages.....	40



## CIRCLES AND INLAYS

Ridge Circle.....	70
Country Circle.....	71
Sante-Euro® Circle.....	72
Rustico Circle.....	73
Old Town Flagstone Circle.....	74
Wetherdale Circle.....	74
Old Town Flagstone Quartered Square Patio Pack.....	75
Old Vienna w/ paver- <b>shield</b> ™.....	76
<b>NEW!</b> Euro Cobble.....	77
Edgestone.....	77



## WALL SYSTEMS

<b>Landscape Walls.....</b>	<b>90</b>
Belvedere Wall.....	91
Mini Colonial Wall.....	92
6" Colonial Wall.....	92
5" Colonial Wall.....	93
Verona Wall.....	94
Stonegate®Contemporary Wall.....	95
Claremont Wall.....	96
Kodah Wall.....	97
<b>Retaining Walls.....</b>	<b>98</b>
Outcropping.....	99
Firma® Wall.....	100
Everloc™ 810 Express.....	100
Alta Wall.....	101
Alta Pro Wall.....	101
Trinity® Wall.....	102
Keystone® Compac III Straight Split.....	103
<b>Garden Walls.....</b>	<b>104</b>
Mountain Block.....	105
Serafina Wall.....	106
Garden Wall.....	107

## ENVIRONMENTAL PAVERS

Eco-Ridge.....	79
SF-Rima®.....	79
Checker Block®.....	80
Turfstone.....	80
Eco-Tre.....	81



## NICOSTONE PAVERS

Grand Flagstone.....	84
Versailles Travertine.....	85
Old Town Flagstone Patio Pack..	86
Wetherdale Patio Pack.....	86
Thermal Finish Flagstone.....	87
Natural Cleft Flagstone.....	87



## NATURAL STONE VENEERS

Natural LedgeStone.....	109
English Pattern.....	109



## PIERS • COPING • CAPS • STEPS

Mini Colonial Pier Kit.....	110	Belvedere Coping.....	115
5" Colonial Pier Kit.....	110	Old Town Coping.....	116
Verona Pier Kit.....	110	Versailles Coping.....	116
Stonegate®Contemporary Pier..	111	6x12 Fullnose.....	117
Nantucket Pre-Built Pier Kit.....	111	Rockface Treads.....	118
Pier Caps.....	111	Irregular Steps.....	119
Corners.....	111	Thermal and Fullnose Treads.....	120
Belvedere Pier and Cap.....	112	Rockface Steps.....	120
Claremont Pier and Cap.....	112	Roma Step.....	121
Kodah Pier and Cap.....	112	Log Sleepers.....	121
Multi Cap.....	113	Stepping Stones.....	121
Dimensional Coping.....	113		
Colonial Cap.....	113		
<b>NEW!</b> Linear Cap .....	114		
Stone Face Cap.....	114		
Rockface Multi Cap.....	115		



## PAVER-SHIELD™ PAVERS

Stone Ridge Collection.....	44
Rustico Series.....	48
Blue Ridge.....	51
Alpine Series.....	52
Ridge Brick.....	56
Colonial Cobble.....	57
Holland Stone.....	58
Diamond Paver .....	59
Plank Paver.....	60
Roma I & II.....	62
The Montauk.....	62
Heritage Slab.....	63
Fiuggi Travertine.....	64
Cobblestone.....	65



## FIRE PITS & FIREPLACES

Serafina Fire Pit Packages.....	123
Belvedere Fire Pit Packages.....	124
Verona Fire Pit Packages.....	125
Ovation Fire Pit Packages.....	126
Encore Fire Pit Packages.....	127
SG Linear Fire Pit.....	128
SG Grande Fire Pit.....	128
<b>NEW!</b> Triumph Fire Pit.....	129
Breeo Smoke-less .....	131
Fire Pit Accessories.....	132
Verona Fireplace.....	134
Mini Verona Fireplace.....	135
Verona Jr Fireplace .....	135
Kalea Bay Fireplace.....	135

## OUTDOOR DINING

Nantucket Kitchen Island.....	137
Verona Kitchen.....	138
Verona Grill Island Deluxe.....	139
Verona Wood Fired Oven.....	140
Alturi Kitchen Package.....	141
TRL Kitchen Package.....	141
Sizzler Kitchen Package.....	141
Pergola.....	142
Outdoor Dining Accessories.....	143



## PRODUCT SPECIFICATIONS

Nicolock Wall Color Swatches.....	145
Nicostone Color Swatches.....	151
Color Chart.....	153
Paver Installation.....	156
Retaining Wall Installation.....	158
Stain Removal.....	160
FAQ.....	161
Patterns.....	163



*Roberto Nicolini*

CEO/President, Nicolock Paving Stones

# WELCOME

TO NICOLOCK PAVING STONES

## FAMILY IS EVERYTHING TO ME.

And I'm sure you feel the same--especially lately.

When life changed so dramatically, we all got the chance to reconnect with our families and refocus our priorities. Chaotic routines that once drove us apart gave way to simple pleasures-- like eating dinner together each night. Moving forward, we need to keep the focus on family togetherness and make memories each day with those that matter most.

Expanding your living space into the outdoors with an exciting, customized Nicolock Paving Stone project is an investment that will give you the best of both worlds today and for decades to come--more space for the immediate family's daily fun and a social place for friends to gather.

Do you picture everyone enjoying hours together on a new patio beside a raging fire pit, or maybe lounging around a beautiful pool or hot tub while something's grilling in the outdoor kitchen? Are you thinking about enhancing your property's curb appeal with a new driveway, walkway, or retaining wall? Whatever your dream space may be, now is the perfect time to make it a reality. And we're here to help you, just as we have been for three generations, since we started our family-owned paving stone business nearly 60 years ago.

## WHY HOMEOWNERS LOVE NICOLOCK

**Color.** When it comes to an outdoor paving stone project, color comes first for homeowners. So, we've made it our mission to create virtually any color paving stone you could imagine for your project. None of our competitors offer more vibrant color options than Nicolock. Come visit one of

our spacious outdoor design showroom for inspiration and see the limitless color palettes and design possibilities for yourself.

**Customer service.** Think you're ready to commit to a paver, but wish you could see and hold a sample at home first? We offer contact-free delivery. Just ask and we'll personally deliver a full-sized paver-**shield**™ paver right to your door so you can see and feel the rich artisan color and solid quality of our pavers in your own yard. Our trained and certified team members will be there for you at each phase of your project to help with product selection, offer design advice, and answer any questions. Our unmatched customer service and reputation as an industry leader drives our company's growth. We want you to remember the way we made you feel, not just our jingle.

**Lifetime, transferable warranty.** We are so confident in the quality of our fade-resistant paving stones that we stand behind their structural integrity for as long as you own the home. Better yet, we've made our warranty transferable to the next generation of your family--or the next lucky homeowner.

**Resort living right at home.** Staycations and backyard celebrations are growing in popularity and smart homeowners are investing in the outdoor living trend. A Nicolock paving stone project can transform your space into the place where everyone wants to gather-- and no one wants to leave.

## WHY CONTRACTORS AND DEALERS TRUST NICOLOCK

**Quality Products.** Unlike our competitors, only Nicolock

offers paving stones with paver-**shield**™ technology-- our proprietary process that uniformly blends color throughout the entire paving stone, from top to bottom, a tight surface with rich surface color--to prevent fading. Homeowners and business owners often trust their contractors or dealers to recommend a paving stone manufacturer. With future projects and business referrals on the line, smart contractors and dealers choose Nicolock for the highest quality pavers backed by a lifetime warranty on structural integrity.

**Reliability.** Nicolock continuously invests millions of dollars into our facilities, to maximize the capacity of all our manufacturing plants to 24/7, and increase staffing by 30% across the board. We continue to meet the increased demand for paving stones when spikes in residential and commercial hardscaping projects hit our Northeast territories. Contractors and dealers rely on Nicolock's reputation for timely providing the products they need to keep their hardscaping projects on schedule.

**Color.** Contractors and Dealers want to make their clients happy-- and color is a client's top priority. So, they trust Nicolock to offer the biggest selection of color options for residential and commercial hardscaping projects.

We're a leader in the paving stone industry because we understand and meet the needs of the homeowners, contractors, dealers, business owners, and design professionals we team up with. We take pride in our work and our reputation means everything to us. Your dream project could be on the very next page. Let's get started. Nicolock...ask for it by name. You'll see the difference!



# Come Home to Nicolock!

Nicolock pavers have a full, structural lifetime warranty\* and are transferable to the next owner should you sell. Register your products in 3 easy steps!

1

Go to Nicolock.com

DESIGN CENTER | COLOR TOOL | WARRANTY

Click on Warranty link on top right hand corner of our homepage.



2

Fill Out the Warranty Form.



3

Upload Proof of Purchase.



## LIFETIME WARRANTY\*

Nicolock provides a limited lifetime warranty on the structural integrity of its manufactured product used in residential applications. Nicolock pavers are warrantied for as long as you own your home and are transferable to the next owner should you sell. Nicolock products installed in accordance with our guidelines and industry standards that are deemed to be structurally defective will be replaced with product of equal value. Removal and replacement labor cost is not the responsibility of Nicolock. Regarding de-icing products, Nicolock recommends sand for slip resistance as it is the most environmentally friendly product for use on concrete products to make sure surfaces are skid and slip resistant. If a de-icing product is used, Nicolock recommends using only NaCl (rock salt) and should be used sparingly, following the manufacturer's instructions. Once ice is loosened, remove immediately to avoid buildup of the de-icing agent. De-icing agents of any kind are not recommended for our Nicostone line.

Color matching and product availability are not guaranteed. Proof of purchase and/or installation contract must be made available prior to or at the time of inspection by an authorized Nicolock representative. Other exclusions apply.

Nicolock / Nicolock Concrete Products is the owner or authorized user of all patents and trademarks for products and designs illustrated herein. Firma®, Checker Block®, Sante-Euro® & paver-shield® are examples of registered trademarks of Nicolock Concrete Products. SF-Rima® is a trademark of SF Concrete Technology, Inc. Trinity® is a trademark of Earth Reinforcement Technologies. • US Patent #: Firma® 6,082,933.

**TO REGISTER YOUR NICOLOCK PRODUCTS, VISIT US ONLINE AT NICOLOCK.COM**






# FOLLOW US.

Follow Nicolock on social media for great ideas and inspiration. See what others are doing with their Nicolock!

# SHARE.

Post your project on Facebook. Pin us on Pinterest. Subscribe to our YouTube channel.

Upload to Instagram use hashtags: **#Nicolock**, **#Nicolockpavers** or **#Nicolockpavingstones** and tag us **@nicolockpavers** to be featured on our page!



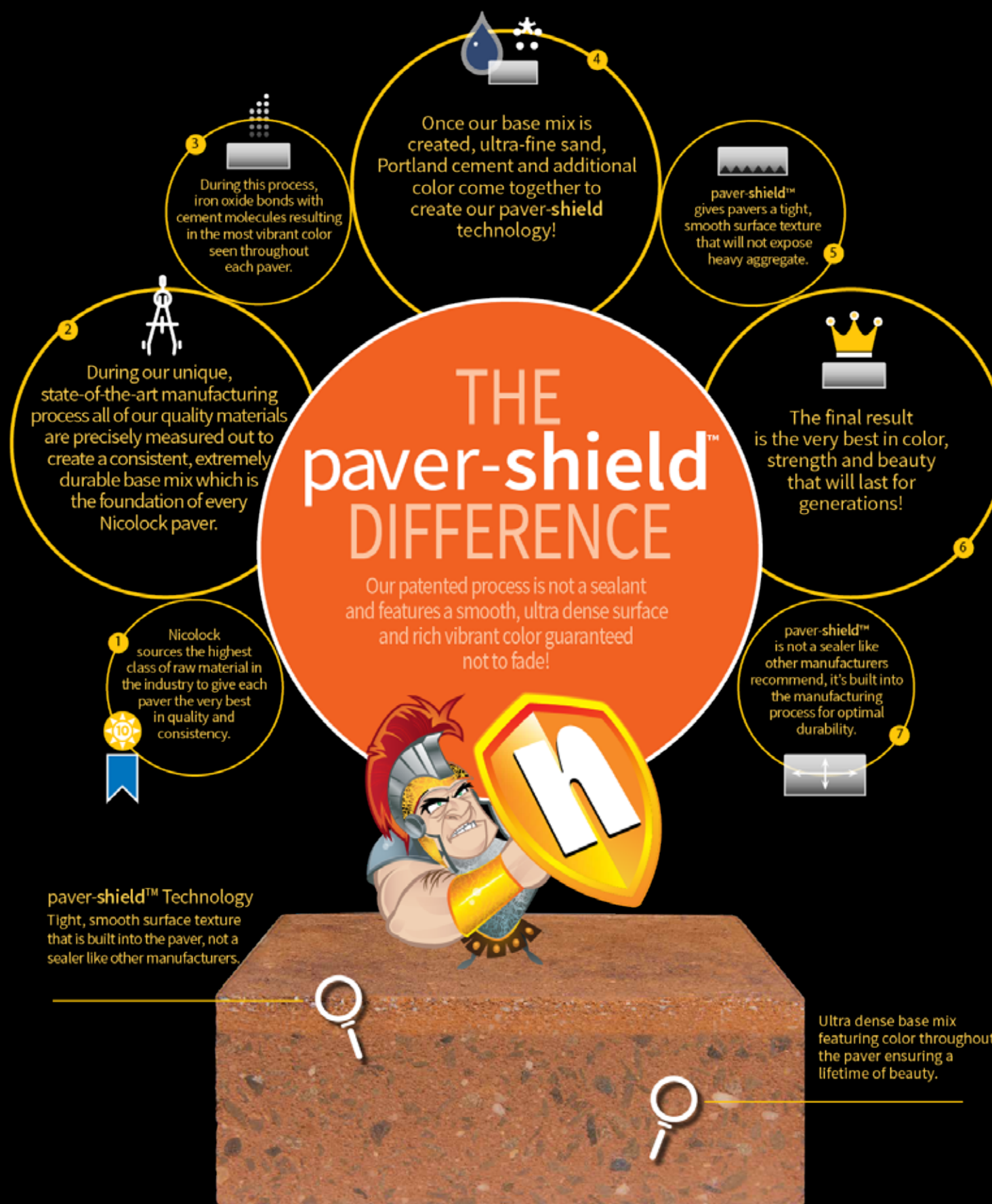
## HOMEOWNERS & CONTRACTORS

Hey, Homeowners and Contractors! Love how your Nicolock project turned out and want to share it with the world? Show off YOUR spectacular Nicolock projects and your space could be chosen for our next professional photoshoot! Just click the "Project Upload" button on the Nicolock.com homepage and upload those photos!

FOLLOW US:  
**FB/@nicolock**  
**IG/@nicolockpaving**  
**P/@nicolockpavingstones**  
**YT/@nicolockpavingstones**







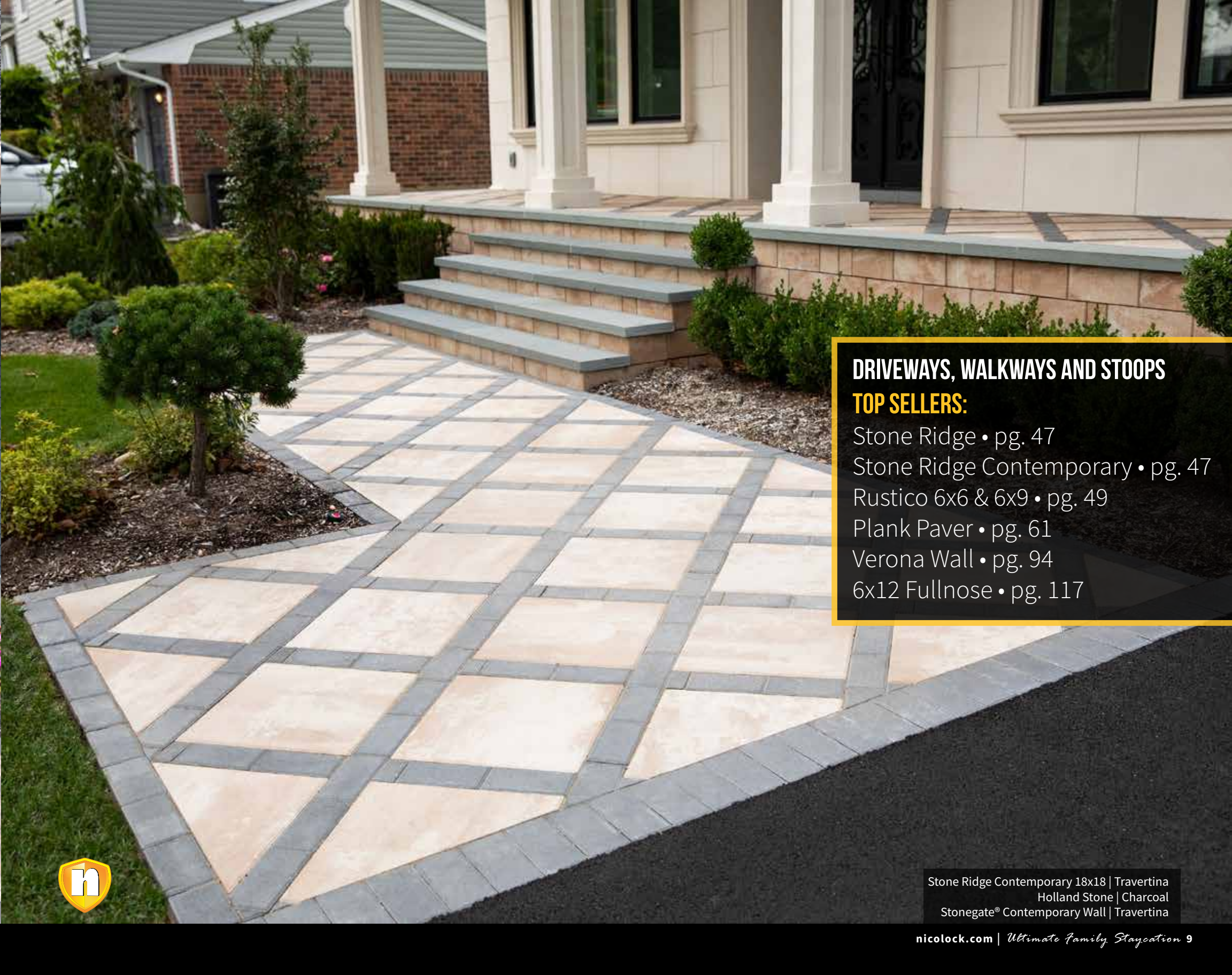




# Driveways, Walkways and Stoops







## DRIVEWAYS, WALKWAYS AND STOOPS

### TOP SELLERS:

Stone Ridge • pg. 47

Stone Ridge Contemporary • pg. 47

Rustico 6x6 & 6x9 • pg. 49

Plank Paver • pg. 61

Verona Wall • pg. 94

6x12 Fullnose • pg. 117



Stone Ridge Contemporary 18x18 | Travertina  
Holland Stone | Charcoal  
Stonegate® Contemporary Wall | Travertina









Colonial Cobble Normal & 1½ Normal | Granite City Blend  
Colonial Cobble 1½ Normal | Charcoal  
Alta Pro Wall | Granite City Blend  
Multi Cap | Granite City Blend









Stone Ridge | Granite City Blend  
Rustico 6x6 | Charcoal  
Rustico 6x9 | Granite City Blend









Rustico 6x9 | Fire Island Blend



Stone Ridge | Marble Blend  
Rustico 6x9 | Charcoal









Stone Ridge XL | South Bay Blend  
Rustico 6x9 | Raven



# *Patios and Pool Decks*







## PATIOS AND POOL DECKS

### TOP SELLERS:

Stone Ridge • pg. 47

Stone Ridge XL • pg. 47

Alpine Ridge • pg. 54

Alpine Contemporary • pg. 54

Plank Paver • pg. 61



Stone Ridge | Granite City Blend  
Ridge Brick | Charcoal  
Serafina Fire Pit | Granite City Blend  
Alta Pro Wall | Granite City Blend  
Colonial Cap | Granite City Blend  
5" Colonial Pier | Granite City Blend









Alpine Contemporary | Chesapeake Blend  
Stonegate® Contemporary Wall | Chesapeake Blend  
6x12 Fullnose | Chesapeake Blend  
Old Vienna with paver-shield™ | Brown









Grand Flagstone | York Brown  
Belvedere Coping | York Brown  
Rockface Multi Cap | Bluestone










Stone Ridge XL | South Bay Blend  
Ridge Circle | Raven









Kodah Wall | York Brown  
Rockface Steps | Bluestone



# Outdoor Living





## OUTDOOR LIVING FEATURES

### TOP SELLERS:

Fire Pits • pg. 122

Outdoor Dining • pg. 136

Fireplaces • pg. 134



Serafina Fire Pit | Granite City Blend  
Bluestone Coping  
6" Colonial Wall | Granite City Blend  
Colonial Cap | Granite City Blend  
Stone Ridge | South Bay Blend  
Old Vienna with paver-shield™ | Raven









Mini Verona Fireplace | Oyster Blend  
Stone Ridge Contemporary | Oyster Blend  
Holland Stone | Chamois  
6" Colonial Wall | Oyster Blend  
Rockface Multi Cap | Mocha









Serafina Deluxe Fire Pit | Adobe Blend  
Bluestone Coping  
Stone Ridge XL | South Bay Blend  
Ridge Circle | Raven





Stone Ridge | Westchester Blend  
Verona Deluxe Fire Pit | Westchester Blend  
Bluestone Coping  
Pergola





Ovation Fire Pit | Ledge Stone | NY Bluestone  
Stone Ridge XL | Oceanic Blue  
Alta Wall | Granite City Blend  
Multi Cap | Granite City Blend









Belvedere Smoke-less Fire Pit | York Brown  
Stone Ridge & Stone Ridge XL | South Bay Blend





Custom Verona Grill Island | Westchester Blend  
Sizzler Pro 40" Built-in Grill  
33" 2-Drawer & Access Door Combo  
20" Trash Recycling 2-Bin Pullout Drawer  
21" Deluxe Refrigerator  
Stone Ridge | Westchester Blend  
Rustico 6x6 | Raven





# Using advanced design fundamentals to **CREATE A STRIKING VISUAL OUTDOOR SPACE**

Nicolock has everything you need to create the “**WOW**” factor when you’re designing your outdoor space. Whether it’s a new patio, poolscape, driveway, or any other outdoor project, our design fundamentals make it easy to create a customized look that complements your particular style and taste. It all begins with color. Choose from our vast collection of rich, artisan colors. Then, get creative with our different-shaped paving stones and paver laying pattern options. Check out a few examples of popular laying patterns on the next few pages-- or mix and match to create your own unique design.



**90°** traditional

## **PAVER DIRECTION**

Go from a traditional installation to an exceptional look by laying pavers at a 45 degree angle to create the illusion of space.



**45°** with border

## **BORDERS**

Borders define edges and softly combine large areas that would otherwise be toneless. Monochromatic or contrasting colors help define your style.



**45°** with inlay

## **INLAYS**

Inlays allow you to define an area within your outdoor space. Often created with contrasting colors and textures, inlays add visual interest to make your space pop.



## PRE-DESIGNED PACKAGES

Nicolock custom kits give you everything you need to get your project started. Packages include dimensions, material lists, contractor drawings and patio furniture recommendations. For additional information on our pre-designed packages, **visit us at [nicolock.com/predesignedpackages](http://nicolock.com/predesignedpackages)**.



### SHOW STOPPER

The Show Stopper kit includes everything you need for entertaining including the Verona Grill Island, the Verona Fireplace, Alpine Ridge paver-**shield**™ pavers and accented with a Rustico border.



### CHEF SERIES

Create the ideal summer kitchen with the Chef Series. Our custom kit includes our Verona Kitchen Kit, Verona Fire Pit Kit and Stone Ridge paver-**shield**™ pavers with a Rustico 6x9 inlay.



### TRADITIONAL

The Traditional includes our Stone Ridge XL paver-**shield**™ pavers with a Rustico 6x9 border, a place for your grill, a table area, a separate conversational seating area, and the Verona Fire Pit Kit.



### MODERN FLAIR

Our Modern Flair contemporary kit includes three separate seating areas including one with our Verona Fire Pit Kit and our larger, more modern styled Alpine Contemporary paver-**shield**™ pavers with The Montauk border.



# PRE-DESIGNED PACKAGES



## MADISON CIRCLE

Relax in style with the Madison Circle Design. With a small patio off the back of the house, a Serafina Fire Pit installed over a Ridge Circle off to one corner, this backyard has everything you need to turn on the grill and enjoy some quality time.



## LIBERTY SQUARE

Dine in the shade with the Liberty Square design which includes a beautiful patio with a decorative inlay, a Nicolock 13' x 16' Pergola Kit and our Nantucket Kitchen Island. This design combines efficiency with practicality.



## OUTSIDE EMPIRE

The ultimate small space backyard, the Outside Empire package offers mirrored patios with Roman corners separated by a see through Kalea Bay Fireplace.



## CHELSEA ON THE GREEN

Thermal Finish Flagstone used as stepping stones on each side lead you to this charming outdoor space that has it all including a Verona Fire Pit and an interesting inlay to frame the border.



# PAVER-SHIELD™ PAVERS




Stone Ridge XL | Westchester Blend





# PAVER-SHIELD™ PAVERS




Rich, lasting color is the hallmark of every Nicolock product. We've invested millions to develop our exclusive paver-**shield**™ technology to ensure that our paver color always stays as vibrant as the day it's installed. Infused from top to bottom with uniformly-blended artisan colors, each durable paver-**shield**™ paver has a tight, smooth, ultra-dense surface that is backed by our lifetime transferable warranty.





# PAVER-SHIELD™ PAVERS

**STONE RIDGE COLLECTION** | One of our top selling pavers, Nicolock's Stone Ridge Collection is a stunning choice for patios, walkways, pool decks and much more!



Stone Ridge | South Bay Blend



# PAVER-SHIELD™ PAVERS



Stone Ridge Contemporary 18x18 | Travertina



Stone Ridge | Marble Blend



# PAVER-SHIELD™ PAVERS



Stone Ridge XL | Marble Blend

## TOP SELLERS:



Chesapeake Blend\*



Granite City Blend



Graphite Pearl Blend\*



Oceanic Blue\*



Pennsylvania Blue\*\*



South Bay Blend\*



Travertina\*



Westchester Blend


\*Premium Color  
\*\*Deluxe Color



Adobe Blend



Autumn Blend\*



Cappuccino Blend\*



Caramel Tan\*



Crab Orchard Blend\*



Golden Brown Blend



Lilac Blend



Marble Blend\*



Mocha Blend



Oceanic 5\*  
(Made in New York  
additional freight rates  
may apply)



Oyster Blend\*




Peconic 6\*  
(Made in New York  
additional freight rates  
may apply)



# PAVER-SHIELD™ PAVERS


**STONE RIDGE** Multi-size rectangular shapes. Slightly textured riven surface. Slightly chamfered edge. Can be combined with Stone Ridge XL.

	WIDTH	LENGTH	THICKNESS	PCS / SF	SF / PALLET	PCS / PALLET	LBS / PALLET
A	4½"	9"	2⅜"	3.8	110	130	2,950
B	9"	9"	2⅜"	1.9		60	
C	9"	13½"	2⅜"	1.3		50	



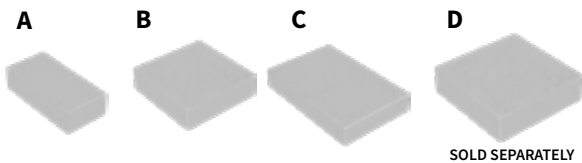
**STONE RIDGE XL** Multi-size rectangular shapes. Slightly textured riven surface. Slightly chamfered edge. Can be combined with Stone Ridge. Not recommended for vehicular applications.

	WIDTH	LENGTH	THICKNESS	PCS / SF	SF / PALLET	PCS / PALLET	LBS / PALLET
A	9"	9"	2⅜"	1.9	110	20	2,950
B	9"	18"	2⅜"	.93		50	
C	18"	18"	2⅜"	.46		20	



**STONE RIDGE CONTEMPORARY** Multi-size rectangular shapes with a smooth and modern finish. Slightly chamfered edge.

	WIDTH	LENGTH	THICKNESS	PCS / SF	SF / PALLET	PCS / PALLET	LBS / PALLET
A	4½"	9"	2⅜"	3.8	110	130	2,950
B	9"	9"	2⅜"	1.9		60	
C	9"	13½"	2⅜"	1.3		50	
*D	18"	18"	2⅜"	2.25	131	60	3,537 *sold as separate pallet



Stone Ridge | Westchester Blend



# PAVER-SHIELD™ PAVERS

**RUSTICO SERIES** | Versatile rectangular-shaped pavers that can be utilized anywhere to enhance your home or business. Textures that include a slightly dimpled surface, chamfered edges and square corners. Interchangeable and available in a wide range of colors. A customer favorite year after year.



Rustico 6x9 | Granite City Blend



# PAVER-SHIELD™ PAVERS

**RUSTICO 6X6 AND 6X9** | Multi-size rectangular shapes with a slightly dimpled surface. Chamfered edges and square corners make these pavers an elegant choice.



SOLAR LIGHT PAVERS BY


STONE+TENCE<sup>US</sup>

Easy to install  
DIY, No wiring  
Up to 8 hours of light  
9" Cool White lights  
On/Off Switch on bottom



6" x 9"

	WIDTH	LENGTH	THICKNESS	PCS / SF	SF / PALLET	PCS / PALLET	LBS / PALLET
A	6"	6"	2⅜"	4	120	480	3,027
B	6"	9"	2⅜"	2.66	113	300	2,982



## TOP SELLERS:



Adobe Blend

Charcoal

Granite City Blend

Oyster Blend\*

Raven\*

Travertina\*

Westchester Blend






Autumn Blend\*

Brown

Cappuccino Blend\*

Caramel Tan\*  
(6x9 only)



Chesapeake Blend\*

Crab Orchard Blend\*

Fire Island Blend

Golden Brown Blend

Graphite Pearl Blend\*  
(6x9 only)

Lilac Blend  
(6x9 only)

Marble Blend\*

Mocha Blend  
(6x9 only)

Oceanic Blue\*  
(6x9 only)

Pennsylvania Blue\*\*  
(6x9 only)

South Bay Blend\*

\*Premium Color  
\*\*Deluxe Color



# PAVER-SHIELD™ PAVERS

**RUSTICO 4 PC COMBO** | Stylish multi-size rectangular shapes with a slightly dimpled surface. Chamfered edges with square corners.



Rustico 4 Pc Combo | Oyster Blend



Rustico 4 Pc Combo | Granite City Blend, Marble Blend & Bayberry Blend

	WIDTH	LENGTH	THICKNESS	PCS / SF	SF / PALLET	PCS / PALLET	LBS / PALLET
A	3"	6"	2⅜"	8.0	117	100	3,050
B	6"	6"	2⅜"	4.0		100	
C	6"	9"	2⅜"	2.7		160	
D	9"	9"	2⅜"	1.8		40	

A



B



C



D



## TOP SELLERS:



Granite City Blend



Travertina\*



Westchester Blend



Adobe Blend



Autumn Blend\*



Crab Orchard Blend\*



Fire Island Blend



Golden Brown Blend



Marble Blend\*



Oyster Blend\*



Pennsylvania Blue\*\*

\*Premium Color  
\*\*Deluxe Color




# PAVER-SHIELD™ PAVERS

**BLUE RIDGE** | Multi-size rectangular shapes with a textured riven surface and slightly chamfered edges give this paver a sleek look. Not recommended for vehicular applications.



	WIDTH	LENGTH	THICKNESS	PCS / SF	SF / PALLET	PCS / PALLET	LBS / PALLET
A	6½"	13"	2¾"	3.8	106	40	2,761
B	13"	13"	2¾"	1.9		40	
C	13"	19½"	2¾"	1.3		20	



## TOP SELLERS:



Granite City Blend



Pennsylvania Blue\*\*



Westchester Blend



Adobe Blend



Chesapeake Blend\*




Oceanic Blue\*

\*Premium Color  
\*\*Deluxe Color



# PAVER-SHIELD™ PAVERS

**ALPINE SERIES** | A customer favorite because of its allure and versatility. Derived from the texture of natural mountain stone, the Alpine Series has a subtle cleft texture ideal for pools, walkways and patios.



Alpine Contemporary | Oceanic Blue



# PAVER-SHIELD™ PAVERS




Alpine Ridge | Travertina



# PAVER-SHIELD™ PAVERS


**ALPINE RIDGE |** These multi-size shapes will add a great feel to any project. Natural cleft texture with a lightly chamfered edge. Not recommended for vehicular applications.

	WIDTH	LENGTH	THICKNESS	PCS / SF	SF / PALLET	PCS / PALLET	LBS / PALLET
A	7¾"	15⅝"	2⅜"	.84	127	30	3,500
B	15⅝"	15⅝"	2⅜"	1.7		30	
C	15⅝"	23½"	2⅜"	2.55		20	



**ALPINE CONTEMPORARY |** Multi-size rectangular shapes with a smooth texture and slightly chamfered edges. Not recommended for vehicular applications.

	WIDTH	LENGTH	THICKNESS	PCS / SF	SF / PALLET	PCS / PALLET	LBS / PALLET
A	7¾"	15⅝"	2⅜"	.84	127	30	3,500
B	15⅝"	15⅝"	2⅜"	1.7		30	
C	15⅝"	23½"	2⅜"	2.55		20	



SOLD SEPARATELY

	WIDTH	LENGTH	THICKNESS	PCS / SF	SF / PALLET	PCS / PALLET	LBS / PALLET
D	15⅝"	23½"	2⅜"	2.66	107	40	2,889

SOLD SEPARATELY

## TOP SELLERS:



\*Premium Color  
\*\*Deluxe Color



# PAVER-SHIELD™ PAVERS



Alpine Contemporary | Chesapeake Blend



Alpine Ridge | Lilac Blend



# PAVER-SHIELD™ PAVERS

**RIDGE BRICK |** A universal, oversized brick shape with a textured riven surface. Slightly chamfered edges. Use as a field paver or as a border for any Ridge product.

WIDTH	LENGTH	THICKNESS	PCS / SF	SF / PALLET	PCS / PALLET	LBS / PALLET
4½"	9"	2¾"	3.63	110	400	2,950



Adobe Blend



Autumn Blend\*



Brown



Cappuccino Blend\*



Caramel Tan\*



Charcoal



Chesapeake Blend\*



Crab Orchard Blend\*



Golden Brown Blend




Granite City Blend



Graphite Pearl Blend\*



Lilac Blend



Marble Blend\*



Mocha Blend



Oceanic Blue\*



Oyster Blend\*



Pennsylvania Blue\*\*



Raven\*



South Bay Blend\*



Travertina\*



Westchester Blend

\*Premium Color  
\*\*Deluxe Color



Ridge Brick | Travertina



# PAVER-SHIELD™ PAVERS



Colonial Cobble 4 Pc Combo | Adobe Blend

**COLONIAL COBBLE** | Multi-size Ashlar pattern with flat surface, chamfered edges and pillowed corners.

## COLONIAL COBBLE NORMAL

WIDTH	LENGTH	THICKNESS	PCS / SF	SF / PALLET	PCS / PALLET	LBS / PALLET
6 $\frac{3}{8}$ "	6 $\frac{3}{8}$ "	2 $\frac{3}{8}$ "	3.6	116	420	3,168




## COLONIAL COBBLE 1½ NORMAL

WIDTH	LENGTH	THICKNESS	PCS / SF	SF / PALLET	PCS / PALLET	LBS / PALLET
6 $\frac{3}{8}$ "	9 $\frac{3}{8}$ "	2 $\frac{3}{8}$ "	2.4	124	300	3,223



## COLONIAL COBBLE 4 PC COMBO

	WIDTH	LENGTH	THICKNESS	PCS / SF	SF / PALLET	PCS / PALLET	LBS / PALLET
<b>A</b>	3 $\frac{3}{8}$ "	6 $\frac{3}{8}$ "	2 $\frac{3}{8}$ "	7.1	133	100	3,454
<b>B</b>	6 $\frac{3}{8}$ "	6 $\frac{3}{8}$ "	2 $\frac{3}{8}$ "	3.6		100	
<b>C</b>	6 $\frac{3}{8}$ "	9 $\frac{3}{8}$ "	2 $\frac{3}{8}$ "	2.4		160	
<b>D</b>	9 $\frac{3}{8}$ "	9 $\frac{3}{8}$ "	2 $\frac{3}{8}$ "	1.6		40	



Adobe Blend



Charcoal  
(1½ Normal &  
Normal only)



Golden Brown  
Blend



Granite City  
Blend



Oyster Blend\*



Westchester  
Blend

\*Premium Color



# PAVER-SHIELD™ PAVERS

**HOLLAND STONE** | An attractive classic brick shape with a flat surface and chamfered edges. Versatile for many outdoor projects. Also available in 3 1/8" thickness for special order only.



Holland Stone | Golden Brown Blend

WIDTH	LENGTH	THICKNESS	PCS / SF	SF / PALLET	PCS / PALLET	LBS / PALLET
4"	8"	2 3/8"	4.5	120	540	3,100



Adobe Blend



Autumn Blend\*



Brown



Charcoal



Crab Orchard Blend\*



Fire Island Blend



Golden Brown Blend



Granite City Blend



Marble Blend\*



Oyster Blend\*



Pewter



Raven\*



Red



Westchester Blend

Additional colors by special order only.

\*Premium color





# PAVER-SHIELD™ PAVERS

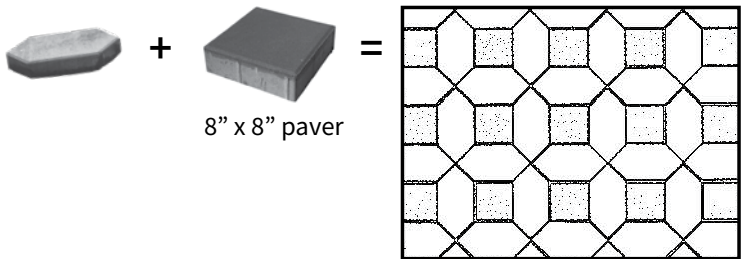
**DIAMOND PAVER |** Nicolock's Diamond Paver allows you to produce unique hardscape designs. Pair with Nicolock's 8" x 8" paver to create a visual appeal with complementary and contrasting colors. Fuel your creativity with this flexible solution for residential and commercial applications. Great for walkways, driveways, patios etc..



WIDTH	LENGTH	THICKNESS	PCS / SF	SF / PALLET	PCS / PALLET	LBS / PALLET
5 7/16"	13 1/8"	2 3/8"	2.48	96	192 full pcs 32 half pcs	2,750



Combine the Diamond Paver with our 8x8 Paver to make a unique design



Charcoal



Fire Island Blend



Granite City Blend



Marble Blend\*



Red

Diamond Paver | Marble Blend

\*Premium color



# PAVER-SHIELD™ PAVERS



Plank Paver | Granite City Blend




# PAVER-SHIELD™ PAVERS

**PLANK PAVER** | The long and narrow design of this Nicolock favorite gives a finished and sleek appearance to complement modern design trends.



	WIDTH	LENGTH	THICKNESS	PCS/SF	SF / PALLET	PCS / PALLET	LBS / PALLET
A	6"	9"	2¾"	2.66	103	54	3,122
B	6"	13"	2¾"	1.85		81	
C	6"	17"	2¾"	1.41		54	



## PLANK PAVER 6 X13

WIDTH	LENGTH	THICKNESS	PCS / SF	SF / PALLET	PCS / PALLET	LBS / PALLET
6"	13"	2¾"	1.85	103	189	3,122



SOLD SEPARATELY

## TOP SELLERS:



Granite City Blend



Marble Blend\*



Raven\*



Westchester Blend



Graphite Pearl Blend\*



Pewter



South Bay Blend\*

\*Premium color



# PAVER-SHIELD™ PAVERS

**ROMA I AND ROMA II** Modular system - rounded corners with pillowed edge allows for flexibility in free-form patterns. Can be used with the Sante-Euro® Circle.

	WIDTH	LENGTH	THICKNESS	PCS / SF	SF / PALLET	PCS / PALLET	LBS / PALLET
A - Roma I	4.6"	7"	2⅜"	4.27	131	560	3,519
B - Roma II	4.6"	4.6"	2⅜"	-	126	740	3,278
C - Roma II	2.33"	4.6"	2⅜"			120	



Granite City Blend




Raven\*



Westchester Blend

**THE MONTAUK I** Multi-size, irregular shapes with a textured surface and textured edges. Makes a stunning accent and just as beautiful on its own. No spacer lugs.

	WIDTH	LENGTH	THICKNESS	SF / PALLET	PCS / PALLET	LBS / PALLET
A	2¾"	3¼"	2⅜"	65	630	1,663
B	2¾"	4"	2⅜"			
C	3¼"	4"	2⅜"			
D	3⅝"	4"	2⅜"			
E	4"	4"	2⅜"			



Charcoal



Granite City Blend



Oyster Blend\*



Raven\*



# PAVER-SHIELD™ PAVERS

**HERITAGE SLAB |** Heritage Slab is a great stone for various architectural applications including rooftops and plazas. Suitable for overlays and at-grade applications, it is a favorite for paving large surface areas.



Heritage Slab 18x18 | Pewter



Charcoal



Pewter




Red

Additional colors by special order only. Minimums may apply.

	WIDTH	LENGTH	THICKNESS	PCS / SF	SF / PALLET	PCS / PALLET	LBS/PALLET
A	8"	16"	2"	1.13	80	90	1,783
B	12"	12"	2"	1	120	120	2,654
C	18"	18"	2"	.44	135	60	2,990
D	24"	24"	2"	.25	80	20	1,776
E	18" Round		2"	n/a	n/a	40	1,562

A, B and E sizes will be special order only.

**PEDESTALS |** Stackable and adjustable form options (sold separately).





# PAVER-SHIELD™ PAVERS

**FIUGGI TRAVERTINE** | Fiuggi Travertine gives the look and feel of traditional travertine stone with the added bonus of our patented **paver-shield™** technology. Available in multi-sized rectangular shapes, featuring a flat surface with natural Travertine markings and slightly chamfered edges. Not recommended for vehicular applications.



Fiuggi Travertine | Marble Blend



Chesapeake Blend\*



Granite City Blend



Marble Blend\*




South Bay Blend\*



Travertina\*

\*Premium color

	WIDTH	LENGTH	THICKNESS	PCS / SF	SF / PALLET	PCS / PALLET	LBS / PALLET
A	7¾"	15⅝"	2⅜"	.84	127	30	3,500
B	15⅝"	15⅝"	2⅜"	1.7		30	
C	15⅝"	23⅓"	2⅜"	2.56		20	






# PAVER-SHIELD™ PAVERS

**COBBLESTONE** | Octagonal shape with small square, flat surface and chamfered edges.



	WIDTH	LENGTH	THICKNESS	PCS / SF	SF / PALLET	PCS / PALLET	LBS / PALLET
A	6¼"	8⅞"	2⅜"	3.6	111	400	2,823
B	4⅜"	8⅞"	2⅜"	4.5	111	500	2,877



Autumn Blend\*  
(not available in edger)



Charcoal



Fire Island Blend



Granite City Blend



Red

\*Premium color

Cobblestone | Granite City Blend



# TOSCANA PAVERS

Nicolock's exceptional quality with the elegant look of naturally aged stone. Superior color with textured edges give these stones an old world charm.

## COUNTRY 6X6 AND 6X9

Slightly textured surface with antiqued edges.

	WIDTH	LENGTH	THICKNESS	PCS / SF	SF / PALLET	PCS / PALLET	LBS / PALLET
A	6"	6"	2⅜"	4	120	480	3,087
B	6"	9"	2⅜"	2.7	113	300	2,717



Adobe Blend



Golden Brown Blend

## COUNTRY 4 PC COMBO

Multi-size rectangular shapes with slightly textured surface and antiqued edges.

	WIDTH	LENGTH	THICKNESS	PCS / SF	SF / PALLET	PCS / PALLET	LBS / PALLET
A	3"	6"	2⅜"	n/a	117	100	2,927
B	6"	6"	2⅜"			100	
C	6"	9"	2⅜"			160	
D	9"	9"	2⅜"			40	



Granite City Blend



Oyster Blend\*

\*Premium color



**POMPEII** Multi-size irregular shapes with textured surface and edges. Inspired by the streets of Ancient Rome. No spacer lugs needed.

	WIDTH	LENGTH	THICKNESS	SF / PALLET	PCS / PALLET	LBS / PALLET
A	2¾"	3¼"	2¾"	65	630	1,884
B	2¾"	4"	2¾"			
C	3¼"	4"	2¾"			
D	3⅝"	4"	2¾"			
E	4"	4"	2¾"			



Pompeii | Oyster Blend



Charcoal



Granite City Blend



Oyster Blend\*

**OLDE TOWNE 1/2 AND OLDE TOWNE COMBO** Multi-size Ashlar pattern with textured surface and antiqued edges. No spacer lugs needed.

	WIDTH	LENGTH	THICKNESS	PCS / SF	SF / PALLET	PCS / PALLET	LBS / PALLET
OLDE TOWNE 1/2							
A	4¾"	9½"	2¾"	3.2	111	360	3,313
OLDE TOWNE COMBO							
B	9½"	9½"	2¾"	1.6	111	72	3,542
C	9½"	14⅜"	2¾"	1.1		72	



Olde Towne Combo & Olde Towne 1/2 | Granite City Blend



Adobe Blend



Granite City Blend




Oyster Blend\*

\*Premium Color



# CIRCLES AND INLAYS



Rustico Circle | Granite City Blend, Adobe Blend, Raven, Oyster Blend & Westchester Blend



# CIRCLES AND INLAYS



Take your project from ordinary to extraordinary with Nicolock's circles and inlays. The focal finishing touch for distinctive driveways and stunning seating areas begins with our circles and inlays in an infinite range of artisan colors.



# CIRCLES AND INLAYS

**RIDGE CIRCLE |** Graceful curves and a stone texture make this circle kit a favorite for patios and driveways. Large oversize pieces with 6 rings plus center stone; all with a ridge mountain surface texture.



Adobe Blend

Autumn Blend\*

Cappuccino Blend\*

Caramel Tan\*

Chesapeake Blend\*

Crab Orchard Blend\*

Golden Brown Blend

Granite City Blend

Graphite Pearl Blend\*

Lilac Blend

Marble Blend\*

Mocha Blend

Oceanic Blue\*

Oyster Blend\*

Pennsylvania Blue\*\*

Raven\*

South Bay Blend\*

Travertina\*

Westchester Blend

SIZE	SF / PALLET	PCS / PALLET	LBS / PALLET
11' Circle (7 rings)	95	pc 1 = 9 pc 2 = 9 pc 3 = 18 pc 4 = 135 pc 5 = 72	3,143



\*Premium color  
\*\*Deluxe Color



# CIRCLES AND INLAYS

**COUNTRY CIRCLE** | A Toscana, antiqued textured surface makes this circle the perfect landscape accent. With this kit you can create up to a 10' 4" circle using the 10 ring pattern or mix and match colors to enhance visual interest in your design. **Special order only.**



Adobe Blend



Charcoal



Crab Orchard Blend\*



Fire Island Blend



Golden Brown Blend




Granite City Blend



Oyster Blend\*

SIZE	SF / PALLET	PCS / PALLET	LBS / PALLET
10' 4" Circle 10 Rings	86.5	pc 0 = 10 pc 1 = 20 pc 2 = 20 pc 3 = 220 pc 4 = 320 pc 5 = 10	2,325



\*Premium color



# CIRCLES AND INLAYS

**SANTE-EURO® CIRCLE** | Circle designs with sweeping curves are all possible with the stunning Sante-Euro® Circle kit. A beautiful way to enhance your walkway, patio or driveway.



Charcoal



Golden Brown Blend



Granite City Blend



Oyster Blend\*




Raven\*



Westchester Blend

Sante-Euro® Circle | Westchester Blend & Charcoal

SIZE	SF / BAND	SF / PALLET	PCS / PALLET	LBS / PALLET
10' Circle	9 Layers	76	Pc 1 = 9 Pc 2 = 27 Pc 3 = 288 Pc 4 = 360	2,126



\*Premium color



**RUSTICO CIRCLE** | You can mix in a Rustico Circle with other paver styles or use it with Rustico pavers to create incredible designs. This 10 ring with center circle kit makes a beautiful 10' 4" circle with a Rustico surface texture.



Rustico Circle | Granite City Blend



Adobe Blend



Autumn Blend\*



Charcoal



Crab Orchard Blend\*



Fire Island Blend



Golden Brown Blend



Granite City Blend



Marble Blend\*



Oyster Blend\*




Raven\*



Westchester Blend

SIZE	SF / BAND	SF / PALLET	PCS / PALLET	LBS / PALLET
10' 4" Circle	10 Layers	86.5	pc 0 = 10 pc 1 = 20 pc 2 = 20 pc 3 = 220 pc 4 = 320 pc 5 = 10	2,842

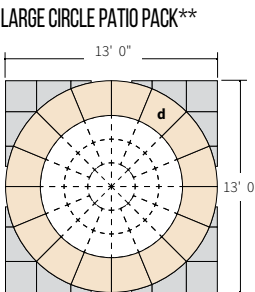
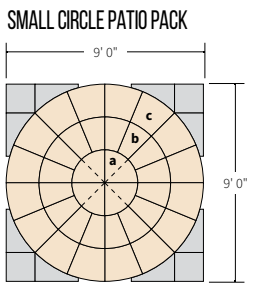


\*Premium color





# CIRCLES AND INLAYS

**OLD TOWN FLAGSTONE CIRCLE** | A complete circle pack on a pallet! Naturally aged and textured surface with an authentic character of reclaimed flagstone in a circular design with stone cut edges.




Square-Off Kits noted in Grey\*\* sold separately. Large Circle Extension Pack sold separately.

	PIECES	THICKNESS	PCS / PALLET	LBS / PALLET
A	Center Pieces	1½"	4	1,100
B	2 <sup>nd</sup> Ring Pieces		16	
C	3 <sup>rd</sup> Ring Pieces		16	
	Total		36	

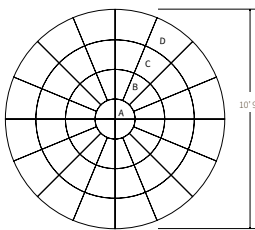


## OLD TOWN FLAGSTONE SMALL CIRCLE EXTENSION PACK SPECIFICATIONS

		THICKNESS	PCS / PALLET	LBS / PALLET
D	4 <sup>th</sup> ring = 13' diameter	1½"	16	1,200



**WETHERDALE CIRCLE** | Wetherdale Circle creates a 10' 9" circle with a shallow riven surface and stone cut edges. Creating an intimate patio space has never been so easy.



	PIECES	THICKNESS	SF / PALLET	PCS / PALLET	LBS / PALLET
A	Center Pieces	1¾"	91	4	1,550
B	Second Ring Pieces			16	
C	Third Ring Pieces			16	
D	Fourth Ring Pieces			16	
	Total			52	



Bluestone



Gironde\*



Mocha



York Brown

\*Premium Color






## OLD TOWN FLAGSTONE QUARTERED SQUARE PATIO PACK

This classic design features a series of rectangular bands of slabs running out from a single central unit and radial lines that provide the quartered effect. Although visually complex, it is easy to create a 9 foot square as the mitered corner is in fact a single unit. Authentic character of reclaimed flagstone in a circular design with stone cut edges.



Old Town Flagstone Quartered Square | Gironde

	WIDTH	LENGTH	THICKNESS	SF / PALLET	PCS / PALLET	LBS / PALLET
A	12"	12"	1½"	1	1	1,424
B	18"	18"	1½"	32	16	
C	12"	24"	1½"	48	24	
TOTAL SQUARE FEET/PALLET: 81						



Bluestone



Gironde\*



Mocha



York Brown

\*Premium Color



Old Town Flagstone Quartered Square | Bluestone



# CIRCLES AND INLAYS

OLD VIENNA WITH PAVER-SHIELD™ | Rustic antique clay brick surface. Borders come to life with this aesthetic inlay.



SIZE	SF/PALLET	PCS/PALLET	SF/BAND	LBS /PALLET
2 3/8" x 7 1/2" x 2 3/8"	55	425	5 layers	1,554



Autumn Blend\*



Brown



Fire Island Blend



Golden Brown Blend



Raven\*



Umber

Old Vienna with paver-shield™ | Raven

\*Premium color



**NEW!**


**EURO COBBLE** Add an artistic touch to your hardscape design that has a classic old European look.

# CIRCLES AND INLAYS



SIZE	PCS / SF	SF / PALLET	PCS / PALLET	LBS / PALLET
6" x 9" x 2 3/8"	3	113	300	2,982

Sizing is an exact match to our Rustico 6x9



Granite City Blend



Brown



Raven\*



Mocha Blend

\*Premium color

**EDGESTONE** | Decorative solution for use around walkways, patios and gardens.




SIZE	LF / PALLET	PCS / PALLET	LBS / PALLET
10" x 4" x 7 1/2"	100 l.f.	120	2,695



Adobe Blend



Golden Brown Blend



Granite City Blend



# ENVIRONMENTAL PAVERS

Going green was never so easy or cost-efficient. Nicolock's environmental pavers work with nature to provide visually appealing pavement options plus the bonus of storm water management. Available in a range of attractive colors, textures and styles, our environmental pavers collection comes with ADA-compliant joint openings and is designed to filter rainwater safely back into the ground.

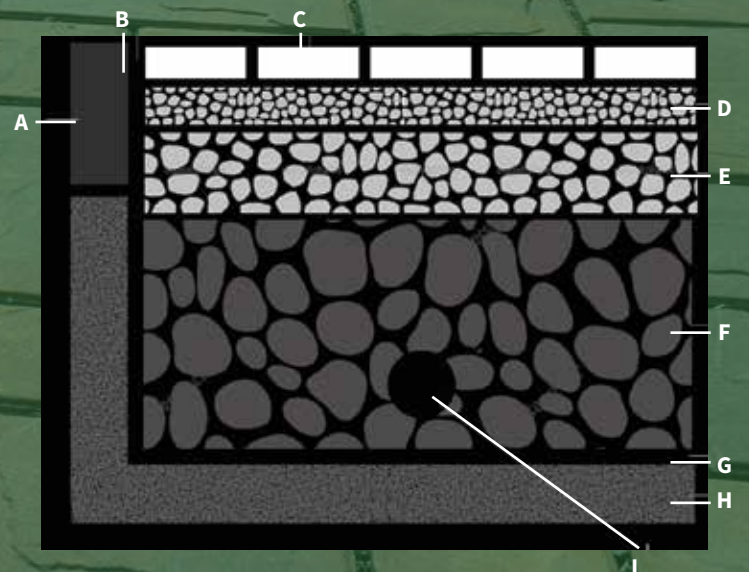


## NICOLOCK ENVIRONMENTAL PAVERS

- Reduces Runoff / Prevents Flooding
- Reduces Costs By Providing A Durable Pavement Combined With Storm Water Management
- A Recognized Surface Infiltration BMP (Best Management Practice)
- Provides An Attractive Pavement For Vehicular & Pedestrian Traffic



- A. Curb
- B. Permeable No. 8 Joint Fill
- C. Nicolock Permeable Paver
- D. No. 8 Stone Bedding Layer
- E. No. 57 Stone Open-Graded Sub-base
- F. No. 2 Stone Open Graded Sub-base
- G. Geo-textile Fabric (Design Option)
- H. Uncompacted Subgrade
- I. Underdrain Design Option





# ENVIRONMENTAL PAVERS

**ECO-RIDGE 80MM** | An oversized brick shape with a slightly textured riven surface. Slightly chamfered edges with a 3% open surface area. Joint opening is compliant with the Americans with Disabilities Act. (ADA)

WIDTH	LENGTH	THICKNESS	SF / PALLET	PCS / PALLET	LBS / PALLET
4¾"	9½"	3⅛"	100	320	3,389



Eco-Ridge 80MM | Granite City Blend



Granite City Blend




Oyster Blend\*



\*Premium color

**SF-RIMA®** | Square shape and flat surface give these pavers a contemporary look. Chamfered edges give it a real stone feel. 10% open surface area and joint opening make these stones compliant with the Americans with Disabilities Act. (ADA)

WIDTH	LENGTH	THICKNESS	SF / PALLET	PCS / PALLET	LBS / PALLET
8"	8"	3⅛"	91	192	3,218



SF-Rima® | Golden Brown Blend



Golden Brown Blend



Granite City Blend






# ENVIRONMENTAL PAVERS

**CHECKER BLOCK®** | Gives you the strength of concrete with steel reinforcement in areas where you wish to maintain a grassy look including overflow parking, service roads, tree pits and fire lanes. It is also ideal for stabilizing embankments along streams, rivers and lakes. 75% surface open area for excellent drainage.

WIDTH	LENGTH	THICKNESS	SF / PALLET	PCS / PALLET	LBS / PALLET
24"	24"	4"	80	20	2,000



Checker Block® | Natural




Natural



**TURFSTONE** | Lattice concrete grid in rectangular pieces to allow rainwater to gradually filter back into the soil. 40% flat, open surface area.

WIDTH	LENGTH	THICKNESS	SF / PALLET	PCS / PALLET	LBS / PALLET
16"	24"	3 1/8"	93	35	2,100



Turfstone | Natural



Natural






# ENVIRONMENTAL PAVERS

**ECO-TRE** | Textured, chamfered edges give these pavers an authentic stone feel yet provide a 10% open surface area and joint opening is compliant with the Americans with Disabilities Act. (ADA)

	WIDTH	LENGTH	THICKNESS	SF / PALLET	PCS / PALLET	PCS / PALLET
A	8½"	5½"	3⅛"	96	160	3,284
B	8½"	8½"	3⅛"			
C	8½"	14¼"	3⅛"			



Eco-Tre | Granite City Blend



Adobe Blend



Granite City Blend



Oyster Blend\*




Westchester Blend



\*Premium color



# NICOSTONE PAVERS



Natural Cleft Flagstone | York Brown



# NICOSTONE PAVERS



Love the look and feel of real stone? Then look no further than Nicostone. Offered in either free-form grand flagstone or an array of rectangular options, the look, durability, and color-blending options of Nicostone pavers make them a wildly-popular choice for poolsides and other outdoor living projects. But it gets even better. Nicostone pavers come with Cool Touch™ technology that reflects solar heat. Bye-bye burning feet!





# NICOSTONE PAVERS

**GRAND FLAGSTONE** | Stunning natural stone texture and 15 unique shapes that replicate large, irregular flagstone. Fast installation with easy-to-install pattern. Uniform thickness (1¾”) with a comfortable end result. Multiple natural color blends are available.



Grand Flagstone | York Brown

WIDTH*	LENGTH*	THICKNESS	SF / PALLET	SF / LAYER	LBS / PALLET
38"	42"	1¾"	90	11¼	2,000

\*Each layer creates a 38" x 42" area



Bluestone



Mocha



York Brown






**VERSAILLES TRAVERTINE** | Sleek multi-size rectangular shapes with a flat surface and natural travertine markings. Not recommended for vehicular applications.



	WIDTH	LENGTH	THICKNESS	SF / PALLET	PCS / PALLET	LBS / PALLET
A	8"	8"	1½"	64	16	1,051
B	8"	16"	1½"		18	
C	16"	16"	1½"		8	
D	16"	24"	1½"		8	
Coping						
E	12"	24"	1½"	n/a	15	493
Outside Corner						
F	12"	12"	1½"	as required		12
Inside Corner (6" notch)						
G	18"	18"	1½"	as required		18



Gironde\*



Marble Blend\*

\*Premium color


Versailles Travertine | Marble Blend



# NICOSTONE PAVERS

**OLD TOWN FLAGSTONE PATIO PACK** | A complete patio on a pallet! Naturally aged and textured surface with stone cut edges

	WIDTH	LENGTH	THICKNESS	SF / PALLET	PCS / PER PALLET	LBS / PER PALLET
A	12"	12"	1½"	6	6	1,200
B	12"	18"	1½"	18	12	
C	12"	24"	1½"	18	9	
D	18"	18"	1½"	4.5	2	
E	18"	24"	1½"	9	3	
F	24"	24"	1½"	12	3	
TOTAL				67.5	35	



Old Town Flagstone Patio Pack | Gironde



Bluestone

Gironde\*


Mocha

York Brown

\*Premium color

**WETHERDALE PATIO PACK** | A complete patio on a pallet. Riven surface texture and stone cut edges.

	WIDTH	LENGTH	THICKNESS	SF / PALLET	PCS / PALLET	LBS / PALLET
A	12"	12"	1¾"	6	6	1,175
B	12"	18"	1¾"	18	12	
C	12"	24"	1¾"	18	9	
D	18"	18"	1¾"	4.5	2	
E	18"	24"	1¾"	9	3	
F	24"	24"	1¾"	12	3	
TOTAL				68	35	



Wetherdale Patio Pack | Bluestone



Bluestone

Gironde\*

Mocha

York Brown

\*Premium color



**THERMAL FINISH FLAGSTONE** | Natural stone appearance with a thermal finish smooth and consistent texture. Sold as patio pack or as individual sizes.



Thermal Finish Flagstone | Bluestone

**NATURAL CLEFT FLAGSTONE** | A uniquely attractive natural cleft texture with an Old World charm. Sold as patio pack or as individual sizes.




Natural Cleft Flagstone | York Brown

# NICOSTONE PAVERS

## THERMAL FINISH FLAGSTONE OR NATURAL CLEFT FLAGSTONE PATIO PACK SPECIFICATIONS


	WIDTH	LENGTH	THICKNESS	SF / PALLET	PCS / PALLET	LBS / PALLET
A	12"	12"	1½"	6	6	1,175
B	12"	18"	1½"	18	12	
C	12"	24"	1½"	18	9	
D	18"	18"	1½"	4.5	2	
E	18"	24"	1½"	9	3	
F	24"	24"	1½"	12	3	
TOTAL				68	35	



## THERMAL FINISH FLAGSTONE OR NATURAL CLEFT FLAGSTONE SPECIFICATIONS

	WIDTH	LENGTH	THICKNESS	SF / PALLET	PCS / PALLET	LBS / PALLET
A	12"	12"	1½"	40	40	700
B	12"	18"	1½"	60	40	1,100
C	12"	24"	1½"	80	40	1,400
D	18"	18"	1½"	45	20	800
E	18"	24"	1½"	60	20	1,000
F	24"	24"	1½"	80	20	1,400

### FULL PALLET OF INDIVIDUAL SIZES

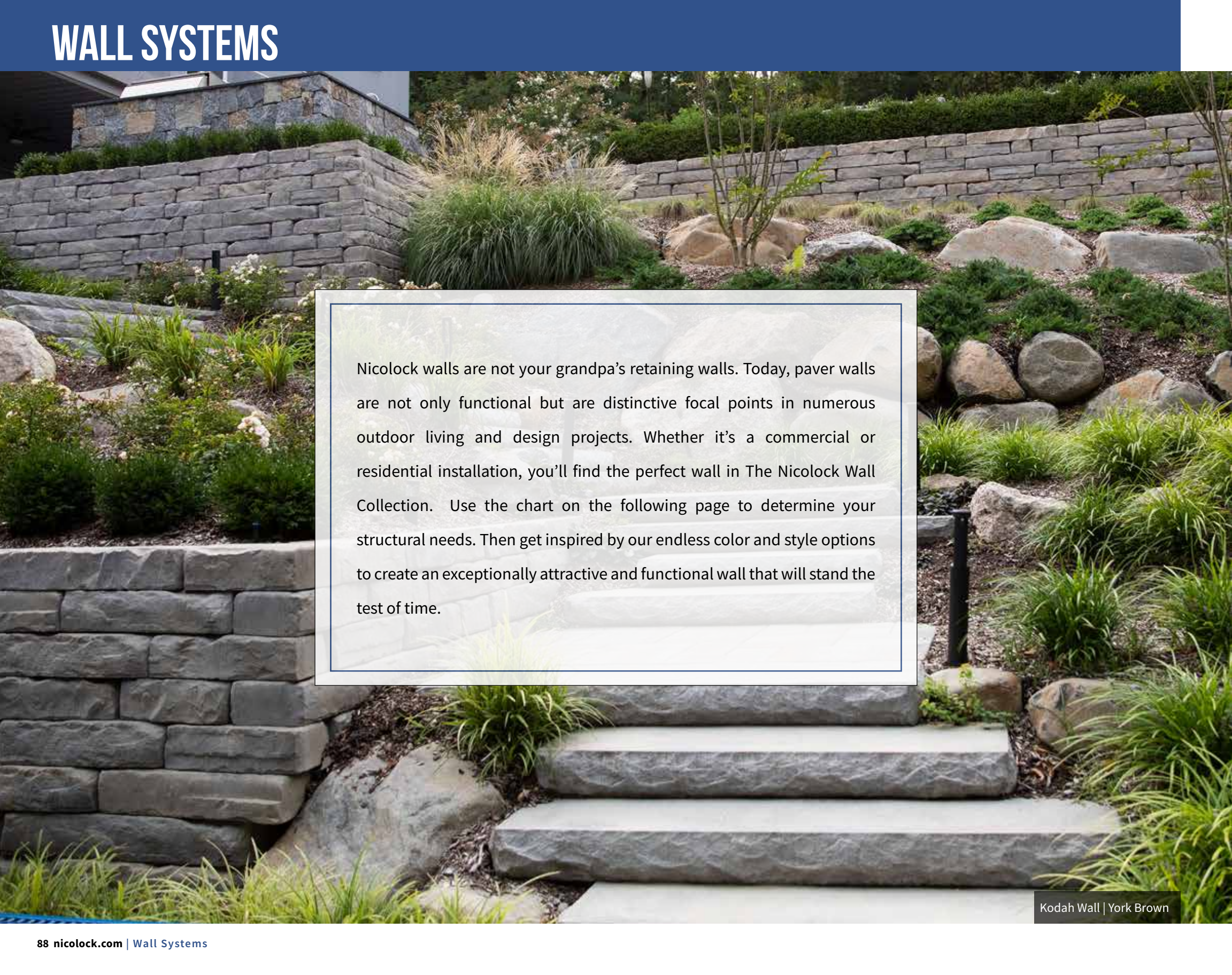


Bluestone      Gironde\*      Lilac (Special Order)      Mocha      York Brown

\*Premium color



# WALL SYSTEMS



Nicolock walls are not your grandpa's retaining walls. Today, paver walls are not only functional but are distinctive focal points in numerous outdoor living and design projects. Whether it's a commercial or residential installation, you'll find the perfect wall in The Nicolock Wall Collection. Use the chart on the following page to determine your structural needs. Then get inspired by our endless color and style options to create an exceptionally attractive and functional wall that will stand the test of time.

Kodah Wall | York Brown



Nicolock Walls are available in a variety of styles and include features designed for multiple applications. To help you select the best wall for your installation, please review the chart below. Additional information is included on each product page.

WALL STYLE	SYSTEM		CORNERS	WALL HEIGHTS*		ALIGNMENT	SETBACK	CORE	FEATURES	OUTDOOR LIVING KITS
				GRAVITY [+/-]	REINFORCED [+/-]					
LANDSCAPE WALLS – Ideal for retaining, free-standing seat walls and many other outdoor living features										
Mini Colonial	4-Piece	N/A	Yes/Split	1.5’	N/A	Concrete Adhesive	Vertical	Solid	Double Sided	N/A
5" Colonial	4-Piece	Yes	Yes/Split	2.5’	6’	Tongue & Groove	Vertical or 1.5"	Solid	Double Sided	N/A
6" Colonial	4-Piece	N/A	Yes/Split	1.5’	N/A	Concrete Adhesive	Vertical	Solid	Double Sided	N/A
Verona	1-Piece	N/A	Yes	1.5’	N/A	Concrete Adhesive	Vertical	Solid	Double Sided	Yes
Stonegate®	3-Piece	Yes	Yes	2.5’	6’	Pin	Vertical or 1”	Solid	Double Sided	Yes
Claremont	2-Piece	N/A	Yes	1.5’	N/A	Concrete Adhesive	Vertical	Solid	Double Sided	N/A
Belvedere	6-Piece	Yes	Yes	2.0’	6’	Concrete Adhesive	1/2"	Solid	Double Sided	Yes
Kodah	4-Piece	Yes	Yes	2.5’	6’	Concrete Adhesive	3/4"	Solid	Double Sided	Yes
RETAINING WALLS – Walls built for earth retention suitable for residential or commercial installations										
Firma®	1-Piece	Yes	Yes	3.0’	12’	Tongue & Groove	3/4”	Solid	Single Sided	N/A
Everloc™	1-Piece	Yes	Yes	3.0’	15’	Tongue & Groove	1"	Hollow	Single Sided	N/A
Alta	1-Piece	Yes	Yes	3.0’	12’	Rear Lip	1”	Hollow	Single Sided	N/A
Alta Pro	1-Piece	Yes	Yes	3.0’	40’	Rear Lip	1"	Hollow	Single Sided	N/A
Trinity®	1-Piece	Yes	Yes	3.0’	40’	Lug/Built In	1”	Hollow	Single Sided	N/A
Compac III	1-Piece	Yes	Yes	3.0’	40’	Pin	Near Vertical or 1"	Hollow	Single Sided	N/A
Outcropping	12-Piece	Yes	Yes	6’	15’	Shear Heel Lugs	14 Degrees	Solid	Single Sided	N/A
GARDEN WALLS – Perfect for tree rings, edgings, garden borders and low retaining wall installations										
Serafina	1-Piece	N/A	N/A	1.5’	N/A	Concrete Adhesive	Vertical	Solid	Double Sided	Yes
Mountain Block	2-Piece	N/A	N/A	1.5’	N/A	Concrete Adhesive	Vertical or 1”	Solid	Single Sided	Yes
Garden Wall	1-Piece	N/A	N/A	1.5’	N/A	Rear Lip	1"	Solid	Single Sided	N/A


\*Wall heights shown are intended as a guide and not for construction purposes. **Note:** Gravity walls rely on unit weight and unit set-back to retain soils. Reinforced walls rely on unit weight, unit set-back and geogrid to retain and stabilize soils.



The symbol signifies that this product is suitable for building elevated wall heights using geogrid reinforcement or other design methods. Consult a licensed engineer for design assistance.



# LANDSCAPE WALLS



Belvedere Wall | York Brown



**BELVEDERE WALL** | A Belvedere Wall provides the rich texture of quarried stone for an organic finish without the expense. Create warm, rustic silhouettes with Belvedere.



Belvedere Wall | Mocha



3" x 18" x 9"



3" x 12" x 9"



3" x 6" x 9"



6" x 18" x 9"



6" x 12" x 9"



6" x 6" x 9"

SIZE	SF / PALLET	PCS / PALLET	LBS / PALLET
3" x 18" x 9"	27	12	2,475
6" x 18" x 9"		12	
3" x 12" x 9"		12	
6" x 12" x 9"		12	
3" x 6" x 9"		12	
6" x 6" x 9"		12	

See page 115 for information on Belvedere Corners



Bluestone



Mocha




York Brown





# LANDSCAPE WALLS

**COLONIAL WALL SYSTEMS |** The charming Colonial Wall System features a distinctive double-sided face, offered in hard-split rock face finish. It is available in three face lengths and includes corner units (packaged on a combined pallet). You can build the 3” or 6” wall individually or combine them for added dimension. There is also a prepackaged Colonial Pier to add the finishing touch to your wall.




Mini Colonial Wall | Adobe Blend



6” Colonial Wall | Graphite Pearl Blend


## MINI COLONIAL WALL

SIZE	SF / PALLET	PCS / PALLET	LBS / PALLET
3” x 16” x 9”	35	30	3,921
3” x 12” x 9”		50	
3” x 9” x 9”		50	
Corner: 3” x 16” x 9”		20	



## 6” COLONIAL WALL

SIZE	SF / PALLET	PCS / PALLET	LBS / PALLET
6” x 16” x 9”	35	15	4,068
6” x 12” x 9”		25	
6” x 9” x 9”		25	
Corner: 6” x 16” x 9”		10	



## TOP SELLERS:



\*Premium Color




**5" COLONIAL WALL |** The 5" Colonial Wall is offered in hard-split rock face finish. It features a double-sided face, available in three face lengths and includes corner units (packaged on a combined pallet). The tongue and groove locking mechanism will ensure a solid connection and helps facilitate rapid installation. It is perfect for a wide range of applications from garden and free-standing walls to fire pits. There is also a prepackaged Colonial Pier to add the finishing touch to your wall.



5" Colonial Wall | Travertina

SIZE	SF / PALLET	PCS / PALLET	LBS / PALLET
5" x 16" x 9"	35	18	3,548
5" x 12" x 9"		30	
5" x 9" x 9"		30	
Corner: 5" x 16" x 9"		12	



5" x 16" x 9"

5" x 12" x 9"

5" x 9" x 9"

Corner:  
5" x 16" x 9"



TOP SELLERS:




Chesapeake Blend\*



Granite City Blend



Travertina\*



Westchester Blend



Adobe Blend



Bluestone\*



Crab Orchard Blend



Fire Island Blend



Golden Brown Blend



Oyster Blend

\*Premium Color




# LANDSCAPE WALLS

**VERONA WALL |** The Verona Wall’s antiqued double-sided finish mirrors the look of natural stone. It’s a versatile wall to construct almost any outdoor feature including free-standing walls, steps, outdoor kitchens and fireplaces. You can also build Verona Piers to complement your wall.



Verona Wall | South Bay Blend



4” x 12” x 8”

SIZE	PCS / SF	SF / PALLET	PCS / PALLET	LBS / PALLET
4” x 12” x 8”	3	32	96	2,650

Verona Wall Contemporary is also available (smooth edge)

## TOP SELLERS:



Golden Brown Blend



Granite City Blend



South Bay Blend



Westchester Blend



Adobe Blend



Bluestone\*



Charcoal



Chesapeake Blend\*



Crab Orchard Blend



Graphite Pearl Blend\*



Oceanic Blue\*



Oyster Blend



Travertina\*

\*Premium Color



**STONEGATE® CONTEMPORARY** | The 3-piece Stonegate® Contemporary Wall System features a unique, modern contemporary finish on three sides. It's offered in three face lengths (packaged on the same pallet) and available in a cap.




1/2" x 4 3/4" Shouldered Pins  
SOLD SEPARATELY

Stonegate® Contemporary Wall | Chesapeake Blend

- Versatile wall system. One pallet does it all, retaining, free-standing, seating walls and columns
- Specialized pin system allows vertical to 1" setback build
- Excellent for straight, curved and terraced wall designs

SIZE	SF / PALLET	PCS / PALLET	LBS / PALLET
6" x 16"/14" x 10"	30	60	2,623
6" x 12"/10" x 10"			
6" x 6"/4" x 10"			
Cap: 3" x 12"/10" x 11"	66 l.f.	72	2,033

Made in New York, additional freight rates may apply.




6" x 16"/14" x 10"



6" x 12"/10" x 10"



6" x 6"/4" x 10"



Cap: 3" x 12"/10" x 11"  
SOLD SEPARATELY

TOP SELLERS:



Golden Brown Blend



Granite City Blend



South Bay Blend



Travertina\*



Westchester Blend



Adobe Blend



Bluestone\*



Charcoal



Chesapeake Blend\*



Crab Orchard Blend



Graphite Pearl Blend\*



Oceanic Blue\*



Oyster Blend

\*Premium Color



# LANDSCAPE WALLS

**CLAREMONT WALL** | Linear, horizontal proportions evoke a contemporary yet classic stone appearance. Each unit is finished on both the front and back surfaces, allowing for both freestanding and retaining walls. Crisp, chiseled stone texture is indistinguishable from natural-shaped, limestone drywall.



Claremont Wall | York Brown

SIZE	SF / PALLET	PCS / PALLET	LBS / PALLET
4" x 24" x 8"	29	25	2,800
4" x 18" x 8"		25	
Corner: 4" x 22" x 8"	40	40	2,200



4" x 24" x 8"



4" x 18" x 8"



Corner: 4" x 22" x 8"



Bluestone



Mocha



York Brown





**KODAH WALL** | Kodah Wall is a one-of-a kind large scale retaining wall system. Its modern, linear proportions combined with its rough, quarried stone texture make it perfect for a variety of applications. The Kodah Wall also makes it easier than ever to provide you with the big block look without the over the top installation costs.



Bluestone



Mocha



York Brown



SIZE	SF / PALLET	PCS / PALLET	LBS / PALLET
6" x 42" x 10½"	21	6	2,400
6" x 30" x 10½"		3	
6" x 21" x 10½"		6	
6" x 12" x 10½"		3	
Corner: 6" x 21" x 10½"	31½	24	2,400



6" x 42" x 10½"



6" x 30" x 10½"



6" x 21" x 10½"



6" x 12" x 10½"



Corner: 6" x 21" x 10½"  
SOLD SEPARATELY



# RETAINING WALLS



Outcropping | Mocha



# RETAINING WALLS


**OUTCROPPING** | With this large rock landscaping look, your new retaining wall, stairs or poolscape will stand out among your neighbors. Get the look you want without sacrificing the structurally sound solution you need.

## PALLET A

SIZE	SF / PALLET	PCS / PALLET	LBS / PALLET
12" x 42" x 24"/20"	18	4	4,000
12" x 48" x 24"/20"			
12" x 60" x 24"/20"			
12" x 66" x 24"/20"			



12" x 42" x 24"/20"



12" x 48" x 24"/20"



12" x 60" x 24"/20"



12" x 66" x 24"/20"

## PALLET B

SIZE	SF / PALLET	PCS / PALLET	LBS / PALLET
6" x 24" x 24"/20"	18	6	4,000
6" x 36" x 24"/20"			
6" x 48" x 24"/20"			
12" x 36" x 24"/20"			
12" x 54" x 24"/20"			
12" x 72" x 24"/20"			



6" x 24" x 24"/20"



6" x 36" x 24"/20"



6" x 48" x 24"/20"



12" x 36" x 24"/20"



12" x 54" x 24"/20"



12" x 72" x 24"/20"

## PALLET C

SIZE	SF / PALLET	PCS / PALLET	LBS / PALLET
6" x 24" x 24"/20"	18	4	4,000
6" x 36" x 24"/20"			
18" x 60" x 24"/20"			
24" x 48" x 24"/20"			



6" x 24" x 24"/20"



6" x 36" x 24"/20"



18" x 60" x 24"/20"



24" x 48" x 24"/20"



Outcropping | York Brown



Outcropping | York Brown

CORNERS	SIZE	PCS / PALLET	WEIGHT
<b>6" CORNER</b>	6" x 39" x 27"	1-6	489
<b>12" CORNER</b>	12" x 48" x 30"	1-4	1,222



6" x 39" x 27"



12" x 48" x 30"



Bluestone



Mocha



York Brown

**ROSETTA**  
By Nicolock





# RETAINING WALLS

**FIRMA WALL®** | The Firma® Wall is a segmental retaining wall with a natural split-face texture. Its classic line complements any natural or architectural landscape. A solid block with tapered sides, this wall system combines rich color, form and function into your project.

SIZE	PCS / SF	SF / PALLET	PCS / PALLET	LBS / PALLET
6" x 16" x 12"	1.5	26.6	40	3,187



**EVERLOC™ 810 EXPRESS WALL** | Everloc™ is a lightweight, one-square foot retaining wall system. Dress joints and radius edges create a three-piece, random appearance from one basic shape. System consists of a wall unit, corner, utility (to maintain bond at ninety degree outside corners) and a cap. Hollow core design and unique locking mechanism allows for quick and easy installation. Everloc™ is a user friendly system with little to no saw cutting due to its cutting edge corner and utility combo design.

PRODUCT	SIZE	SF / PALLET	PCS / PALLET	LBS / PALLET
810 EXPRESS A	8" x 18" x 9"	40	40	1,793
810 EXPRESS B	8" x 18" x 9"			
833 UTILITY	8" x 5 3/4" x 9"	31	96	1,227
CORNER UNIT	8" x 9" x 12"	37.33	64	1,495
WEATHER DOME CAP	3 3/4" x 8" x 12"	64 l.f.	96	1,566



- Lighter weight = faster installation, less freight
- Multi-piece look in a single piece system
- Bidirectional locking mechanism assists in installation speed





# RETAINING WALLS

**ALTA WALL |** Alta Wall is a versatile wall for everyday landscape applications. Its tapered design simplifies installation of inside and outside curves so you can design with freedom. The hollow core design and rear lip connection make this wall system a go to system for professionals.

SIZE	PCS / SF	SF / PALLET	PCS / PALLET	LBS / PALLET
6" x 16" x 12"	1.5	26.6	40	1,962
Corner: 6" x 8" x 12"	2	24	48	2,164



6" x 16" x 12"



Corner: 6" x 8" x 12"  
SOLD SEPARATELY



Alta Wall | Adobe Blend

**ALTA PRO WALL |** A taller version of our beautiful Alta Wall, this system helps landscape and hardscape professionals create stunning outdoor living spaces with structural integrity.

SIZE	PCS / SF	SF / PALLET	PCS / PALLET	LBS / PALLET
8" x 18" x 12"	1	40	40	2,404
Corner: 8" x 18" x 9"	1	32	32	2,509




8" x 18" x 12"



Corner: 8" x 18" x 9"  
SOLD SEPARATELY



Alta Pro Wall | Granite City Blend




Adobe Blend



Fire Island Blend




Golden Brown Blend



Granite City Blend



Travertina\*



Westchester Blend

\*Premium Color



# RETAINING WALLS

**TRINITY® WALL** | Trinity® Wall is a pinless, square foot block designed for small and large engineered applications. Trinity's vertically aligned core allows for efficient and complete stone fill. It's single sided face is available in three color mixes to enhance any environment with functional design and beauty. Special order.



Adobe Blend



Golden Brown Blend



Granite City Blend



Trinity® Wall | Adobe Blend



8" x 18" x 12"

SIZE	PCS / SF	SF / PALLET	PCS/ PALLET	LBS / PALLET
8" x 18" x 12"	1	40	40	2,676



KEYSTONE® COMPAC III  
STRAIGHT SPLIT

The Compac III's shape allows for tight radius curves and vertical core alignments. This wall can do it all with vertical or battered setback construction options. With triangular shaped receiving holes, construction adjustments are simplified. Natural stone appearance and rich colors complement any setting.



Adobe Blend



Fire Island Blend



Golden Brown Blend



Granite City Blend

**1/2" x 5 1/4"**  
**Fiberglass**  
**Alignment Pins**



SOLD SEPARATELY



Keystone® Compac III Straight Split | Granite City Blend

- Maximum versatility and performance
- Ease of installation
- Natural stone texture appearance



8" x 18" x 12"

SIZE	PCS / SF	SF / PALLET	PCS / PALLET	LBS / PALLET
8" x 18" x 12"	1	40	40	2,417

Made in New York, additional freight rates may apply.





# GARDEN WALLS




Mountain Block | Mocha



**MOUNTAIN BLOCK** | Mountain Block's single sided face provides a unique stone texture with its 4" x 12" wall face. Solid block makes this system structurally sound for walls with a maximum height of 36". Its organic design stylishly connects your home to its natural surroundings. Nicolock's Rockface Multi-Cap can be used to add the finishing touch to a great outdoor setting.



Mountain Block | York Brown



SIZE	SF / PALLET	PCS / PALLET	LBS / PC	LBS / PALLET
4" x 12" x 8"	16	48	28	1,360
Corner: 4" x 12" x 8"	16	24	32	775



Bluestone



Mocha



York Brown



# GARDEN WALLS

**SERAFINA WALL** | The Serafina Wall’s trapezoid shape and split face on two sides makes it a multifaceted solution for many hardscape applications. From straight and curved walls, single or two-sided borders for your garden, Serafina is a great option where walls less than three feet high are required. Available in colors for every home.


SIZE	PCS / SF	SF / PALLET	PCS / PALLET	LBS / PALLET
4" x 10"/6" x 9"	3.5	17	60	1,519



### TOP SELLERS:




Golden Brown Blend



Granite City Blend



Travertina\*



Westchester Blend



Serafina Wall | Adobe Blend



Adobe Blend



Bluestone\*




Crab Orchard Blend



Fire Island Blend



Graphite Pearl Blend\*



Oyster Blend

\*Premium Color



**GARDEN WALL |** A pleasing 4"x12" garden wall with straight lines and a rear lip connection. This single-sided wall has tapered lines and is perfect for small applications in straight or serpentine walls.



Garden Wall | Westchester Blend



Adobe Blend



Charcoal



Fire Island Blend



Golden Brown Blend



Granite City Blend



Travertina\*



Westchester Blend

SIZE	PCS / SF	LAYERS / PALLET	PCS / PALLET	LBS / PALLET
4" x 12" x 8"	3.5	6	108	1,800



4" x 12" x 8"

\*Premium Color



# NATURAL STONE VENEERS

You'll truly feel that your home is your castle once it's encased in stunning natural stone veneers. Whether installed on the exterior or interior of the home, nothing is as timeless as natural stone. If you're ready to upgrade from siding or paint to something bold and low-maintenance that will make your –and your neighbors'—jaws drop, look no further than natural stone veneers.



Natural LedgeStone | Sterling



# NATURAL STONE VENEERS

**NATURAL LEDGESTONE** | Panels are designed using a unique Z-joint design that becomes nearly invisible after installation. Panels interlock for a seamless fit. Ledgestone Corners are two pieces that seamlessly interlock to create a 90 degree corner.

### STRAIGHTS

HEIGHT	WIDTH	THICKNESS	PCS / BOX	BOX / PALLET	LBS / PALLET
6"	24"	¾"	60	25	1,200

Flat Panel



### CORNERS

HEIGHT	WIDTH	RETURN	THICKNESS	LF / BOX
6"	16"	8"	¾"	3

Corner



Return



12 pieces makes 6 corners




Natural Ledgestone | Pembrey

**ENGLISH PATTERN** | Natural stone veneers that feature the bold look of natural stone. Variation in size and shape complement any project. Artisan colors help create a look that will leave a lasting impression.

### STRAIGHTS

HEIGHT	WIDTH	THICKNESS	PCS / SF	BOX / PALLET	LBS / PALLET
4"-8"	8"-15"	1¼"	120 SF	120	1,600



### CORNERS

HEIGHT	WIDTH	RETURN	THICKNESS	LF / BOX
4"-8"	4"-6"	4"-6"	1¼"	5



English Pattern | Pearl



Golden Honey



Pembrey



Sterling



Bavarian



Boston



Pearl



# PIERS • CAPS • COPING • STEPS


Nicolock's Piers and Caps provide a decorative finishing touch to any wall system. Choose from a variety of styles and vivid colors to complement your outdoor project.

**MINI COLONIAL PIER KIT** | Offered in a hard-split rockface finish. Cap not included.

**Builds Per Pallet:**

One: 24" x 24" x 60" high pier – or – Two: 24" x 24" x 30" high piers

SIZE	SF / PALLET	PCS / PALLET	LBS / PALLET
3" x 14¾" x 9"	40	80	2,620



Mini Colonial Pier | Golden Brown Blend

**5" COLONIAL PIER KIT** | Offered in a hard-split rockface finish. Cap not included.

**Builds Per Pallet:**

One: 24" x 24" x 70" high pier – or – Two: 24" x 24" x 35" high piers

SIZE	SF / PALLET	PCS / PALLET	LBS / PALLET
5" x 14¾" x 9"	46.6	56	2,849




5" Colonial Pier | Granite City Blend

**VERONA PIER KIT** | Offered in an antiqued finish that mirrors the look of natural stone and a smooth contemporary finish. Cap not included.

**Builds Per Pallet:**

Two: 20" x 20" x 48" high piers

SIZE	SF / PALLET	PCS / PALLET	LBS / PALLET
4" x 12" x 8"	32	96	2,739



Verona Pier | Westchester Blend

## TOP SELLERS:



Chesapeake Blend\*



Granite City Blend



South Bay Blend (Mini only)



Travertina\*



Westchester Blend



Adobe Blend



Bluestone\*



Cappuccino Blend (Mini only)



Crab Orchard Blend



Fire Island Blend



Golden Brown Blend



Graphite Pearl Blend\* (Mini only)



Lilac Blend (Mini only)



Mocha Blend (Mini only)



Oyster Blend

## TOP SELLERS:



Golden Brown Blend



Granite City Blend



South Bay Blend



Westchester Blend



Adobe Blend



Bluestone\*



Charcoal



Chesapeake Blend\*



Crab Orchard Blend



Graphite Pearl Blend\*



Oceanic Blue\*



Oyster Blend



Travertina\*



# PIERS • CAPS • COPING • STEPS

**STONEGATE® CONTEMPORARY PIER** | With a pallet you can make: One – 20" x 20" x 60" or Two – 20" x 20" x 30" or One – 30" x 30" x 30" pier.

SIZE	SF / PALLET	PCS / PALLET	LBS / PALLET
6" x 16"/14" x 10"	30	60	2,800
6" x 12"/10" x 10"			
6" x 6"/4" x 10"			
Cap: 3" x 12"/10" x 11"	66 l.f.	72	2,033




6" x 16"/14" x 10" 6" x 12"/10" x 10" 6" x 6"/4" x 10" Cap: 3" x 12"/10" x 11" SOLD SEPARATELY



## TOP SELLERS:



Chesapeake Blend\* Granite City Blend South Bay Blend Travertina\* Westchester



\*Premium color

**NANTUCKET PRE BUILT PIER KIT** | Easy to install, makes one pier. Pier Cap sold separately.

SIZE	QTY	LBS / PALLET
24" x 24" x 35"	1 pier	250 lbs
30" x 30" x 35"	1 pier	350 lbs



## TEXTURE



Ledge Stone

## CHOOSE YOUR COLOR



Biscotti Tan



NY Bluestone

Nicolock offers other pier styles using the following wall products:

## 6" CORNER

Offered in a hard-split rock face texture

### Builds Per Pallet

One: 20" x 20" x 72" H or Two: 20" x 20" x 36" H Piers



6" x 8" x 12"


## 8" CORNER

Offered in a hard-split rock face texture

### Builds Per Pallet

One: 27" x 27" x 64" H Pier or

Two: 27" x 27" x 32" H Piers



8" x 18" x 9"

## 8" EVERLOC™ CORNER

Features a clean classic face appearance.

### Builds Per Pallet

One: 21" x 21" x 128" H Pier or

Two: 21" x 21" x 64" H Piers



8" x 9" x 12"

**PIER CAPS** A clean chiseled stone edge while providing a sturdy platform for additional landscape lighting.



Bluestone



Brown



Gironde\*



York Brown

## Pier Cap Sizes:

2 1/2" x 18" x 18"

2 1/2" x 20" x 20"

2 1/2" x 25" x 25"

3" x 24" x 24"

3" x 26" x 26"

3" x 27" x 27"

3" x 28" x 28"

3" x 30" x 30"

\*Premium color



# PIERS • CAPS • COPING • STEPS



Belvedere Pier | York Brown

**BELVEDERE PIER AND CAP** | Corner blocks are used to build the pier, multiple textures provide a random look for your finished project. Cap provides the finishing touch as well as additional landscape lighting possibilities.

**Builds Per Pallet (corner units):** One: 24" x 24" x 36" high pier

SIZE	SF / PALLET	PCS / PALLET	LBS / PALLET
3" x 15" x 9"	24	16	1,520
6" x 15" x 9"		16	



Cap: 2½" x 27" x 27"



Bluestone



Mocha



York Brown

**ROSETTA**  
By Nicolock



Claremont Pier | Mocha

**CLAREMONT PIER AND CAP** | Chiseled finished, corner blocks are used to build the pier. The matching cap provides the finishing touch as well as additional lighting possibilities.

**Builds Per Pallet (corner units):** One: 30" x 30" x 40" high pier

SIZE	SF / PALLET	PCS / PALLET	LBS / PALLET
4" x 22" x 8"	33	40	2,200



Cap: 3" x 34" x 34"



Bluestone



Mocha



York Brown

**ROSETTA**  
By Nicolock



Kodah Pier | Gironde (special order)

**KODAH PIER AND CAP** | Corner blocks are used to build the pier. The cap provides the finishing touch as well as additional landscape lighting possibilities.

**Builds Per Pallet (corner units):** One: 32" x 32" x 36" high pier

SIZE	SF / PALLET	PCS / PALLET	LBS / PALLET
6" x 21" x 10½"	31.5	24	2,400



Cap: 3" x 34" x 34"



Bluestone



Mocha



York Brown

**ROSETTA**  
By Nicolock



# PIERS • CAPS • COPING • STEPS



Multi Cap | Granite City Blend

**MULTI CAP** | Features a hard-split face design on one edge. Suitable for single-sided walls but also compatible with all Nicolock Walls.

SIZE	PCS / PALLET	LF / PALLET	LBS / PALLET
3" x 16" x 12"	64	85	2,744



3" x 16" x 12"



Adobe Blend



Charcoal



Crab Orchard Blend



Fire Island Blend



Golden Brown Blend



Granite City Blend



Oyster Blend



Travertina\*



Westchester Blend



Dimensional Coping | Gironde (special order)

**DIMENSIONAL COPING** | Features chiseled stone texture on two sides and compatible with all Nicolock Walls.

SIZE	PCS / PALLET	LF / PALLET	LBS / PALLET
2½" x 24" x 12½"	18	61	500
2½" x 18" x 12½"	12		
2½" x 19" x 12½"	4		



2½" x 24" x 12½"




2½" x 18" x 12½"



2½" x 19" x 12½"  
End Unit



Bluestone



Mocha



York Brown

**ROSETTA**  
By Nicolock



Colonial Cap | Westchester Blend

**COLONIAL CAP** | Is offered in a hard-split rock face finish on two sides. Corners can be split into trapezoid shapes suitable for Colonial Wall Systems but also compatible with any Nicolock Wall.

SIZE	PCS / PALLET	LF / PALLET	LBS / PALLET
3" x 9" x 12 ½"	40	108	3,766
3" x 12" x 12 ½"	40		
3" x 15" x 12 ½"	20		
<b>Corner:</b> 3" x 15" x 12 ½"	20		




3" x 9" x 12 ½"



3" x 12" x 12 ½"



3" x 15" x 12 ½"



**Corner:**  
3" x 15" x 12 ½"



Adobe Blend



Bluestone\*



Cappuccino Blend



Chesapeake Blend\*



Crab Orchard Blend



Fire Island Blend



Golden Brown Blend




Granite City Blend



Graphite Pearl Blend\*



Lilac Blend



Mocha Blend



Oyster Blend



South Bay Blend



Travertina\*



Westchester Blend


\*Premium Colors



# PIERS • CAPS • COPING • STEPS

**LINEAR CAP |** Contemporary double-sided wall cap with clean lines and a slight chamfer. Perfect for pools, steps, or walls.

SIZE	LF / PALLET	PCS / PALLET	LBS / PALLET
2 3/8" x 18" x 12"	63	42	1,800



Linear Cap | Charcoal



Brown



Charcoal



Chesapeake Blend\*



Granite City Blend



Oyster Blend\*



Travertina\*



Westchester Blend


\*Premium Colors



**NEW!**

**STONE FACE CAP |** Double-sided rustic wall cap with natural stone texture and a slight chamfer. Perfect for pools, steps, or walls.

SIZE	LF / PALLET	PCS / PALLET	LBS / PALLET
2 3/8" x 18" x 12"	63	42	1,800



Stone Face Cap | Charcoal



Brown



Charcoal



Chesapeake Blend\*



Granite City Blend



Mocha Blend



Travertina\*



Westchester Blend

\*Premium Colors





# PIERS • CAPS • COPING • STEPS

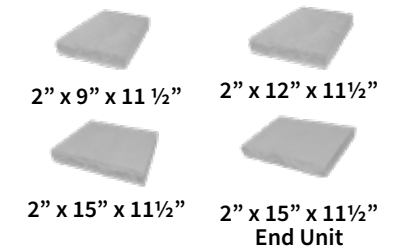


Rockface Multi Cap | Mocha

**ROCKFACE MULTI CAP** | Features cast stone texture on two sides. Trapezoid shapes and available in two widths. Compatible with all Nicolock walls.

SIZE	PCS / PALLET	LF / PALLET	LBS / PALLET
2" x 9" x 11 1/2"	14	11	1,200
2" x 12" x 11 1/2"	14	14	
2" x 15" x 11 1/2"	14	18	
2" x 15" x 11 1/2" End Unit	4	5	

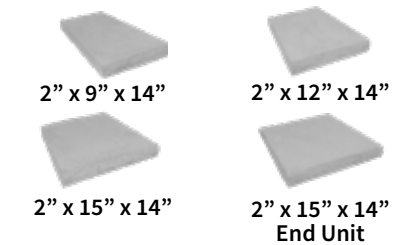
Combined pallet 48 lf.



## ROCKFACE MULTI CAP GRANDE

SIZE	PCS / PALLET	LF / PALLET	LBS PALLET
2" x 9" x 14"	14	11	1,400
2" x 12" x 14"	14	14	
2" x 15" x 14"	14	18	
2" x 15" x 14" End Unit	4	5	

Combined pallet 48 lf.



Bluestone

Gironde\*

Lilac

Mocha

York Brown

\*Premium color



Belvedere Coping | York Brown

**BELVEDERE COPING** | Creates the rustic appearance of natural stone and complements our Belvedere Wall.

SIZE	PCS / PALLET	LF / PALLET	LBS / PALLET
2 1/4" x 6" x 10 1/4"	24	66	1,550
2 1/4" x 12" x 10 1/4"	12		
2 1/4" x 18" x 10 1/4"	6		
2 1/4" x 18" x 10 1/4" End Unit Left	6		
2 1/4" x 18" x 10 1/4" End Unit Right	10		

Combined pallet 66 lf.



Bluestone

Mocha

York Brown



2 1/4" x 6" x 10 1/4" | 2 1/4" x 12" x 10 1/4" | 2 1/4" x 18" x 10 1/4"

Two End Units (Left & Right):

2 1/4" x 18" x 10 1/4"

The end units are useful for constructing corners/ends, finished on front, back, top, and one side.

**ROSETTA**  
By Nicolock



# PIERS • CAPS • COPING • STEPS

**OLD TOWN COPING** | Rectangular shapes and dimpled surface give this coping a unique look. Texture edges add a special charm. No spacer lugs needed.

SIZE	PCS / PALLET	LF / PALLET	LBS / PCS	LBS / PALLET
1½" h x 18" l x 12"d Straight Unit	20	30	30	600
1½" h x 18" l x 12"d Curved (60 degree radius)	20	30	30	600
1½" h x 12" l x 12"d Outside Corner	as required	n/a	12	n/a
1½" h x 18" l x 18"d Inside Corner			18	



1½" h x 18" l x 12"d



1½" h x 12" l x 12"d  
Outside Corner



1½" h x 18" l x 18"d  
Inside Corner



Autumn  
Cotswold



Bluestone



Gironde\*



Mocha



York Brown

\*Premium color




Old Town Coping | Gironde

**VERSAILLES COPING** | Flat surface with natural travertine markings. Fullnose on one side. Inside and outside corners available .



Versailles Coping | Gironde

SIZE	SF / PALLET	PCS / PALLET	LBS / PCS	LBS / PALLET
1½" x 24" x 12"	30	15	-	493
1½" x 12" x 12" Outside Corner	as required	as required	12	as required
1½" x 18" x 18" with 6" notch Inside Corner			18	



1½" x 24" x 12"



1½" x 12" x 12"  
Outside Corner



1½" x 18" x  
18" with 6" notch  
Inside Corner



Gironde\*



Marble Blend\*

\*Premium color



# PIERS • CAPS • COPING • STEPS

**6X12 FULLNOSE** | Surround your pool or create sturdy steps. 6 x12 Fullnose Pavers come in a wide variety of colors. Rectangular in shape and a smooth surface give this coping a unique look. Rounded edges add a special charm. No spacer lugs needed.



6x12 Fullnose | Charcoal



Adobe Blend



Autumn Blend\*



Brown



Cappuccino Blend\*



Caramel Tan\*



Charcoal



Chesapeake Blend\*



Crab Orchard Blend\*



Fire Island Blend



Golden Brown Blend



Granite City Blend



Graphite Pearl Blend\*



Lilac Blend



Mocha Blend



Oceanic Blue\*



Oyster Blend\*



Pennsylvania Blue\*\*



Raven\*\*



Red



South Bay Blend\*




Travertina\*



Westchester Blend

SIZE	PCS / LF	LF/ PALLET	PCS / PALLET	LBS / PALLET
6" x 12" x 2 3/8"	2	104	208	2,566

8x12 Fullnose available for special order in Charcoal & Granite City Blend



\*Premium color  
\*\*Deluxe color



# PIERS • CAPS • COPING • STEPS

**ROCKFACE TREADS** | These treads have a chiseled stone edge treatment on three sides that make it the perfect finishing touch to a garden wall. Thermal finish top surface give them a smooth texture.




SIZE	PCS / PALLET	LBS / PC	LBS / PALLET
2" x 51" x 14"	13	118	1,810
2" x 64" x 14"	13	147	2,245
2" x 74" x 14"	13	165	2,515



2" x 51" x 14"



2" x 64" x 14"



2" x 74" x 14"



Bluestone



Brown



Gironde\*

\*Premium color



# PIERS • CAPS • COPING • STEPS

**IRREGULAR STEPS** | Our Irregular Steps will give a magnificent appearance that's indistinguishable from natural stone. They have a uniform rise that is both safe and comfortable. Irregular sizes lend a rustic sophistication to your landscape.



Irregular Steps | York Brown

SIZE	UNITS / BUNDLE	LBS / PC	LBS / PALLET
7" x 54" x 24"	6	458	2,962
7" x 60" x 24"		600	
7" x 42" x 17"		349	
7" x 48" x 28"		567	
7" x 42" x 26"		476	
7" x 48" x 24"		512	



7" x 54" x 24"



7" x 60" x 24"



7" x 42" x 17"



7" x 48" x 28"



7" x 42" x 26"



7" x 48" x 24"



Bluestone



Mocha



York Brown

**ROSETTA**  
By Nicolock



# PIERS • CAPS • COPING • STEPS

**THERMAL AND FULLNOSE TREADS** | These classic steps have a flamed stone edge treatment on three sides with a thermal finish top surface. Six sizes make it easy to fit your design.



Thermal Treads | Bluestone

SIZE	PCS / PALLET	LBS / PC	LBS / PALLET
2" x 48" x 12" Thermal only	15	96	1,490
2" x 60" x 12" Thermal only	15	120	1,850
2" x 72" x 12" Thermal only	15	143	2,200
2" x 48" x 14" Thermal and Fullnose	15	118	1,815
2" x 60" x 14" Thermal and Fullnose	15	147	2,250
2" x 72" x 14" Thermal and Fullnose	15	165	2,515



2" x 48" x 12" Thermal only  
2" x 60" x 12" Thermal only  
2" x 72" x 12" Thermal only  
2" x 48" x 14" Thermal and Fullnose  
2" x 60" x 14" Thermal and Fullnose  
2" x 72" x 14" Thermal and Fullnose



Bluestone



Brown



Gironde\*

\*Premium color

**ROCKFACE STEPS** | Makes a 6" change in elevation with a single unit. Thermal finish top surface chiseled stone edge treatment on three sides.



Rockface Steps | Bluestone

SIZE	PCS / PALLET	LBS / PC	LBS / PALLET
6" x 51" x 16"	13	365	4,745
6" x 64" x 16"	13	455	5,915
6" x 74" x 16"	13	545	7,085

Individual sizes sold separately



6" x 51" x 16"  
6" x 64" x 16"  
6" x 74" x 16"



Bluestone



Brown



Gironde\*

\*Premium color



# PIERS • CAPS • COPING • STEPS


**ROMA STEP** | Smooth top with a textured finish, the Roma Step provides transition and functionality to your hardscape design.



Roma Step | Granite City Blend

SIZE	PCS / PALLET	LF / LAYER	LBS / PALLET
6" x 48" x 18"	6	8	2,250

6" x 48" x 18"



Brown

Charcoal

Granite City Blend



Oyster Blend\*

Travertina\*

Westchester Blend

\*Premium color

**LOG SLEEPERS** | Create an authentic, rustic feel with a cut-log look. A maintenance-free alternative to traditional railroad ties.




Log Sleepers | Rustic Brown

SIZE	PCS / PALLET	LBS / PC	LBS / PALLET
1½" x 24" x 10"	20	23	483



Rustic Brown



1½" x 24" x 10"

**STEPPING STONES** | Effective in protecting lawns from traffic. Create winding paths across gravel, mulch or grass.



Stepping Stones | Bluestone

SIZE	PCS / PALLET	LBS / PC	LBS / PALLET
1½" x 22" x 16½"	20	37	777



Autumn Cotswold


Bluestone

Gironde\*



Lilac

York Brown



1½" x 22" x 16½"

\*Premium color



# FIRE PITS & FIREPLACES

*Extend your living space and  
bring your backyard to life*



Serafina Fire Pit Deluxe Match Throw | Travertine  
Bluestone Coping

## CHOOSE YOUR WOOD OR GAS PACKAGE:

**WOOD** | The Standard Wood option is for fire lovers who appreciate the full aesthetics of burning wood. Choose your coping option for added height and contrasting finish; add the optional grates to complete your outdoor sanctuary.

**SMOKE-LESS WOOD** | A unique double-wall design results in smoke reduction. When a fire is burning, the walls heat up, hot air rises and exits the wall cavity through the line of holes around the rim. This pressurized, heated oxygen mixes with the smoke and causes it to reburn, reducing smoke.

**GAS** | Whether you prefer propane or natural gas, each ignition type includes everything you need to experience season-round enjoyment day or night. Includes the vent kit for all ignition systems and the control panel for MT and TMSI.


















# FIRE PITS & FIREPLACES

**SERAFINA FIRE PIT |** There is something magical about sitting around a fire pit. The Serafina Fire Pit provides a charming focal point for entertaining with family and friends.

CHOOSE YOUR WOOD OR GAS PACKAGE:

WOOD	Full Pallet Wall Stone	Metal Insert	Smoke-less Metal Insert	Smoke-less Stainless Steel Insert	Rockface Coping	Grates
Wood Standard 1						
Wood Standard 2						
Wood Standard 3						
Wood Standard 4						
<b>SMOKE-LESS</b>						
Smoke-Less 1						
Smoke-Less 2						
Smoke-Less 3						
Smoke-Less 4						

GAS PACKAGES INCLUDE	Full Pallet Wall Stone & Coping	Lava Rocks	Match Throw Burner Kit	TMSI Burner Spark Ignition Kit	TFS Burner w/ remote	Deluxe Brass Match Throw	Deluxe Brass AWS
*Deluxe Match Throw <sup>1</sup>							
*Deluxe Spark TMSI <sup>1</sup>							
Deluxe Remote TFS**							
Deluxe Brass Match Throw**							
Deluxe Brass AWS**							

Vent kit included with all ignition systems.

\* Control panel included

<sup>1</sup>Includes NG to LP Piece

**\*\* Must be ordered with natural gas or liquid propane**



Serafina Fire Pit Wood Standard 2 | Bluestone  
Bluestone Coping



	OUTSIDE DIAMETER	HEIGHT	LBS / PALLET
WITHOUT COPING	48"	16"	1,350
WITH COPING	51½"	18"	1,714

**COPING OPTIONS**



Bluestone



Brown



Gironde\*

**TOP SELLERS:**



Golden Brown Blend



Granite City Blend



Travertina\*



Westchester Blend



Adobe Blend



Bluestone\*



Crab Orchard Blend



Fire Island Blend



Graphite Pearl Blend\*



Oyster Blend

\*Premium color



# FIRE PITS & FIREPLACES

**BELVEDERE FIRE PIT** | What better way to enjoy your outdoor living area than to gather together around this cozy Belvedere Fire Pit with your loved ones. The natural textures and colors of the Belvedere seamlessly fit together with every Nicolock stone.




OUTSIDE DIAMETER	HEIGHT	LBS / PALLET
55"	14¼"	2,540



ROSETTA  
By Nicolock

## CHOOSE YOUR WOOD OR GAS PACKAGE:

WOOD	Half Pallet Wall Stone	Metal Insert	Smoke-less Metal Insert	Smoke-less Stainless Steel Insert	Belvedere Coping	
						
Wood Standard						
SMOKE-LESS						
Smoke-Less 1						
Smoke-Less 2						
GAS	Half Pallet Wall Stone	Lava Rocks	Match Throw Burner Kit	TMSI Burner Spark Ignition Kit	TFS Burner w/ remote	Belvedere Coping
						
*Deluxe Match Throw <sup>1</sup>						
*Deluxe Spark TMSI <sup>1</sup>						
Deluxe Remote TFS <sup>**</sup>						

Vent kit included with all ignition systems.

\* Control panel included

<sup>1</sup>Includes NG to LP Piece

**\*\*Must be ordered with natural gas or liquid propane**





# FIRE PITS & FIREPLACES

**VERONA FIRE PIT** | Complement your patio with the sleek look of the Verona Fire Pit. Add warmth to your backyard in any season! An easy fire pit to install, the Verona will fit in with any backyard or patio design.



Verona Fire Pit Deluxe Match Throw | Granite City Blend  
Bluestone Coping

	LENGTH	WIDTH	HEIGHT	WEIGHT
WITHOUT COPING	43½"	43½"	16"	1,312
WITH COPING	48"	48"	18"	1,600



## TOP SELLERS:



Golden Brown Blend Granite City Blend South Bay Blend Westchester Blend



Adobe Blend Bluestone\* Charcoal Chesapeake Blend\* Crab Orchard Blend



Graphite Pearl Blend\* Oceanic Blue\* Oyster Blend Travertina\*

## COPING OPTIONS



Bluestone



Brown



Gironde\*

\*Premium color

## CHOOSE YOUR WOOD OR GAS PACKAGE:

WOOD	Half Pallet Wall Stone	Metal Insert	Smoke-less Metal Insert	Smoke-less Stainless Steel Insert	Coping	Grate
Wood Standard 1						
Wood Standard 2						
Wood Standard 3						
Wood Standard 4						
SMOKE-LESS						
Smoke-Less 1						
Smoke-Less 2						
Smoke-Less 3						
Smoke-Less 4						
GAS						
	Half Pallet Wall Stone	Coping	Lava Rocks	Match Throw Burner Kit	TMSI Burner Spark Ignition Kit	TFS Burner w/ remote
*Deluxe Match Throw <sup>1</sup>						
*Deluxe Spark TMSI <sup>1</sup>						
Deluxe Remote TFS**						

Vent kit included with all ignition systems.

\* Control panel included

<sup>1</sup> Includes NG to LP Piece

**\*\*Must be ordered with natural gas or liquid propane**



# FIRE PITS & FIREPLACES

**OVATION FIRE PIT** | Every season is the season for the Ovation. Easily installed, the Ovation can create warmth and ambiance at your home tonight! Choosing your package is easy. Start by selecting your burn type (Wood, Smoke-Less or Gas), then select from our various options.



BASE	TOP	HEIGHT	WEIGHT
40" Diameter	44" Diameter	Without top 18"	345
		With top 19½"	

### CHOOSE YOUR TEXTURE



### CHOOSE YOUR COLOR



### VERTICAL PANEL TECHNOLOGY

Vertical Panel Technology is the smart alternative to block and stone masonry. Reinforced concrete panels and easy installation process makes constructing outdoor living spaces quick and affordable. This technology enables you to choose the texture, profile and color palette to fit the natural landscape of any backyard or outdoor setting. Reduce material waste and environmental impact, while delivering the highest quality vertical masonry structures.



### CHOOSE YOUR WOOD OR GAS PACKAGE:

	2 Panels and Connectors	Stone-Face Top	Metal Insert	Grates	Smoke-less Metal Insert	Smoke-less Stainless Steel Insert
WOOD						
Wood Standard 1						
Wood Standard 2						
SMOKE-LESS						
Smoke-Less 1						
Smoke-Less 2						
GAS			Lava Rocks 	Match Throw Burner Kit 	TMSI Burner Spark Ignition Kit 	TFS Burner Kit w/ remote 
*Deluxe Match Throw <sup>1</sup>						
*Deluxe Spark TMSI <sup>1</sup>						
Deluxe Remote TFS**						

Vent kit included with all ignition systems  
Vents & control must be cut in by installer

\* Control panel included

<sup>1</sup> Includes NG to LP Piece

**\*\*Must be ordered with natural gas or liquid propane**



# FIRE PITS & FIREPLACES

**ENCORE FIRE PIT** | Celebrate every season year after year with the Encore Fire Pit! Anywhere you install it, the Encore will quickly become the favorite place for your family and friends to gather. Choosing your package is easy. Start by selecting your burn type (Wood, Smoke-less or Gas), then select from our various options.



Encore Fire Pit Deluxe TMSI  
Stacked Stone | Biscotti Tan



Encore Fire Pit Deluxe Match Throw  
Barn Wood | Rustic Brown

BASE	TOP	HEIGHT	WEIGHT
40" x 40"	44"x 44"	Without top 18"	400
		With top 19½"	

## VERTICAL PANEL TECHNOLOGY

Vertical Panel Technology is the smart alternative to block and stone masonry. Reinforced concrete panels and easy installation process makes constructing outdoor living spaces quick and affordable. This technology enables you to choose the texture, profile and color palette to fit the natural landscape of any backyard or outdoor setting. Reduce material waste and environmental impact, while delivering the highest quality vertical masonry structures.



## CHOOSE YOUR TEXTURE



Barn Wood\*    Ledge Stone    Stacked Stone

## CHOOSE YOUR COLOR



Biscotti Tan    NY Bluestone    Weathered Wood

## CHOOSE YOUR TOP



Brown    Bluestone

\*Barn Wood texture available in Rustic Brown (as shown) and Weathered Wood colors. Stone textures available in Biscotti Tan and NY Bluestone colors.

## CHOOSE YOUR WOOD OR GAS PACKAGE:

	4 Panels and Connectors	Stone-Face Top	Metal Insert	Grates	Smoke-less Metal Insert	Smoke-less Stainless Steel Insert
<b>WOOD</b>						
Wood Standard 1						
Wood Standard 2						
<b>SMOKE-LESS</b>						
Smoke-Less 1						
Smoke-Less 2						
<b>GAS</b>			Lava Rocks	Match Throw Burner Kit	TMSI Burner Spark Ignition Kit	TFS Burner Kit w/ remote
*Deluxe Match Throw <sup>1</sup>						
*Deluxe Spark TMSI <sup>1</sup>						
Deluxe Remote TFS**						

Vent kit included with all ignition systems

Vents & control must be cut in by installer

\* Control panel included

<sup>1</sup> Includes NG to LP Piece

**\*\*Must be ordered with natural gas or liquid propane**



# FIRE PITS & FIREPLACES

## SG GRANDE FIRE PIT



SG Grande Fire Pit | South Bay Blend

LENGTH	WIDTH	HEIGHT	TOP HEIGHT	WEIGHT
62¼"	40"	24"	1¼"	3,500



### INCLUDES:

- 30 SF Stonegate® Wall
- 44" x 66" Granite Cap
- 1 NPS 14" x 20" Access Door w/ Vents
- 1 Paver Vent 6LNTS
- 1 LOF-BO-LP40 (Conversion Kit)
- 1 Paver CP-TMSI
- 1 LOF-36LHTMSI-N (12" x 36" linear burner)
- Lava Rocks

## SG LINEAR FIRE PIT



SG Linear Fire Pit | Bluestone

LENGTH	WIDTH	HEIGHT	TOP HEIGHT	WEIGHT
52¼"	30"	18"	1¼"	3,200



### INCLUDES:

- 30 SF Stonegate® Wall
- 34" x 56" Granite Cap
- 1 Paver Vent 6LNTS
- 1 LOF-BO-LP40 (Conversion Kit)
- 1 Paver CP-TMSI
- 1 LOF-30LHTMSI-N (10" x 30" linear burner)
- Lava Rocks

### TOP SELLERS:



Golden Brown Blend



Granite City Blend



South Bay Blend



Travertina\*




Westchester Blend



Adobe Blend



Bluestone\*



Charcoal



Chesapeake Blend\*



Crab Orchard Blend



Graphite Pearl Blend\*



Oceanic Blue\*



Oyster Blend

\*Premium Color



**NEW!**

## TRIUMPH FIRE PIT



Triumph Fire Pit  
Brickface | Biscotti Tan

### VERTICAL PANEL TECHNOLOGY

**Vertical Panel Technology** is the smart alternative to block and stone masonry. Reinforced concrete panels and easy installation process makes constructing outdoor living spaces quick and affordable. This technology enables you to choose the texture, profile and color palette to fit the natural landscape of any backyard or outdoor setting. Reduce material waste and environmental impact, while delivering the highest quality vertical masonry structures.

### GRANITE TOP



Caledonia

LENGTH	WIDTH	HEIGHT	TOP HEIGHT	WEIGHT
62½"	40"	24"	1¼"	750



### INCLUDES:

- 4 GFRC Wall Panels
- 4 GFRC Corner Pieces
- 44" x 66" Granite Cap
- 1 NPS 14" x 20" Access Door w/ Vents
- 1 Paver Vent 4LNTS
- 1 LOF-BO-LP40 (Conversion Kit)
- 1 FG-32LPHRK Propane Regulator & Hose
- 1 LOF-36LHTMSI-N
- Lava Rocks

### CHOOSE YOUR TEXTURE



Brickface



Stacked Stone

### CHOOSE YOUR COLOR



Biscotti Tan



Harbor Gray\*



NY Bluestone\*

\*Harbor Gray not available in Stacked Stone. NY Bluestone not available in Brickface.



# FIRE PITS & FIREPLACES

## CREATING WARMTH JUST GOT EASIER

Make your outdoor space a little cozier with Nicolock and Firegear. Now there are even more gas options to extend the outdoor season. We proudly offer a great selection of elegant Firegear solutions to suit every space. Choose one of Nicolock's prepackaged creations or build a unique design from almost any wall stone to enjoy the great outdoors with friends and loved ones.

VISIT ANY NICOLOCK  
AUTHORIZED FIREGEAR  
DEALER FOR THE FULL  
FIREGEAR PRODUCT LINE



LOG SETS



BURNERS



GRATES



FIRE GLASS



## GET FIRED UP WITH FIREGEAR AND NICOLOCK

To see the complete line of Firegear Products ask for the FireGear Catalog.





## BREEO SMOKE-LESS



Breeo Smoke-Less Fire Systems work through a double-wall, secondary combustion design. When the fire is burning, the walls heat up and the hot air rises through the gap between the two walls. The air then exits the wall cavity through the line of holes around the rim. Pressurized, heated oxygen mixes with the smoke and causes it to reburn.

### BREEO SMOKE-LESS INSERTS


SQUARE SMOKE-LESS INSERT W. LID | STEEL



SQUARE SMOKE-LESS INSERT | STAINLESS



ROUND SMOKE-LESS INSERT | STEEL



ROUND SMOKE-LESS INSERT W. LID | STAINLESS



X-SERIES FREE STANDING FIRE PITS



LUXEVE FREE STANDING FIRE PIT



FREE STANDING SMOKE-LESS FIRE PIT



From smoke-less fire pits and inserts to campfire accessories, Breeo is reviving the connection we make around a fire.  
For a complete line of Breeo products ask for the Breeo catalog.



# FIRE PITS & FIREPLACES

## LIDS | ROUND AND SQUARE

MODEL	DIMENSIONS	DESIGNED TO FIT
Round LID-19R2*	22½" Diameter x ⅝" H - lid height 2" with handle	Ovation Gas
Round LID-29R2*	32½" Diameter x ⅝" H - lid height 2" with handle	Ovation Gas or Serafina Gas
Round LID-33R2*	36½" Diameter x ⅝" H - lid height 2" with handle	Belvedere Wood or Gas
Square LID-20S	22¼" W x ⅝" H - lid height 2" with handle	Encore Gas
Square LID 26S	36½" Diameter x ⅝" H - lid height 2" with handle	Verona & Encore Wood or Gas
Round ZO-29BRDL	N/A	Serafina Wood

\*Does not work with grates




## SPARK SCREENS

MODEL	DIMENSIONS	DESIGNED TO FIT
Square 770 Black	30" Screen (30" x 12")	Verona, Encore
Round 775 Black	30" Screen (30" x 15")	Serafina, Ovation
Round 775 Stainless Steel	30" Screen (30" x 15")	Serafina, Ovation
Round 781 Black	39" Screen (39" x 18")	Belvedere
Round 24SS	24" Screen Black	N/A



## MEDIA | THE BEDROCK OF ANY FIRE PIT

### LAVA ROCK



Mined from the earth, these dark rocks contrast beautifully against a bright flame. Each rock is approximately 1" to 2" in diameter. **10lb bag / 50lb bag**

### LAVA STONE



Made from tumbled lava rock, these stones lend a casual elegance. Each stone is approximately 1" to 2" in diameter **50lb bag**



## LOG SETS

### SPIT FIRE

(17) piece refractory log set is a great alternative to enjoy your fire feature without the mess of real wood and ashes. Compatible with pits larger than 19"



\*Lava Rocks Not Included

### BEACH FIRE

(8) Piece version of the Spit Fire. Designed for smaller fire pit burners or as an accent piece on larger burners. Compatible with pits smaller than 20"



\*Lava Rocks Not Included

## E-STOP | GAS TIMERS

### E-STOP - 1 HOUR



Mechanical timer with manual emergency shut-off. **1 hour** countdown timer.

\*Enclosures available

### E-STOP-2.5 HOUR



Mechanical timer with manual emergency shut-off. **2.5 hour** countdown timer.

\*Enclosures available

## GLASS

<b>REFLECTIVE</b>	Mirror finish broken reflective. Approx. 1/2" to 3/4" in size	<b>5lb bag</b>
<b>BROKEN</b>	Large broken. Approx. 1/2" to 3/4" in size	<b>5lb bag</b>

## LARGE REFLECTIVE GLASS COLORS



## BROKEN GLASS COLORS



Nicolock is a master Firegear distributor. Please visit [Firegearoutdoors.com](http://Firegearoutdoors.com) for complete selection of products.





Serafina Fire Pit Wood Standard 4 | Granite City Blend  
Bluestone Coping




# FIRE PITS & FIREPLACES

**VERONA FIREPLACE |** Gather 'round the fire day or night! Complement your patio with the sleek look of the Verona Fireplace. Add warmth to your backyard in any season! Contains everything you need to construct this stunning fireplace.



LENGTH	DEPTH	HEIGHT	WEIGHT
91"	56"	97"	16,828



**INCLUDES:**

- 6 Pallets of Verona Wall
- Cast Concrete Fireplace opening surround
- Wood burning fireplace inset with single piece, brushed stainless face Stainless mesh screens with hidden pockets
- Round top cap with mesh screen
- Realistic textured brick liner in natural white, EZ access damper & gas log ready feature
- 4 concrete lintels
- Double wall flue pipe
- Pre-cast concrete medallion

LENGTH	DEPTH
48"	40"

Verona Fireplace | Adobe Blend

ALL VERONA  
FIREPLACE  
COLOR OPTIONS

TOP SELLERS:



Golden Brown Blend



Granite City Blend



South Bay Blend



Westchester Blend



Adobe Blend



Bluestone\*



Charcoal



Chesapeake Blend\*



Crab Orchard Blend



# FIRE PITS & FIREPLACES

**MINI VERONA FIREPLACE** | A smaller version of the Verona but just as awesome! Enjoy the warmth all year round. Extend your outdoor living season with a toasty fire anytime!



LENGTH	DEPTH	HEIGHT	WEIGHT
48"	40"	82½"	5,860

## INCLUDES:

- 4" of Verona wall
- 4" rockface step tread
- 4" rockface accent piece
- Top piece with 8" cut out for smoke
- Lentil with keystone
- Steel insert not included, firebrick recommended
- Does not come with flue pipe

## OPTIONAL WOOD BOX AVAILABLE



**VERONA JR FIREPLACE** | A compact version of the Verona with all of the fire power! Enjoy all year long!



LENGTH	DEPTH	HEIGHT	WEIGHT
47"	40"	70"	6,003

## INCLUDES:

- Verona wall
- Wet Cast 52" x 44"
- Wet Cast 36" x 36"
- Wet Cast 32" x 32"
- Insert and Vent
- 6" x 48" x 16 ½" Rockface Step

OPTIONAL WOOD BOX  
AVAILABLE  
34" x 38" x 24"

**KALEA BAY FIREPLACE** | Perfect for entertaining or when you desire a place to retreat, relax and reconnect. Available in single sided and see through configurations.



	LENGTH	WIDTH	HEIGHT	WEIGHT
WITHOUT TOP	87"	19½"	42"	750
WITH TOP	91½"	24½"	43½"	

## SINGLE SIDED KALEA BAY INCLUDES:

- 1- 42" high x 84" wide high with cut out
- 1- 42" high x 84" wide panel (no cut out)
- 2- 42" high x 17" wide side panel
- 4- 42" high structural corner units, smooth
- 1- Cast Stone top (24½" x 91½")
- 1- 48" Kalea Bay Fireplace insert with black crushed glass

## DOUBLED SIDED KALEA BAY INCLUDES:

- 2- 42" high x 84" wide with cut-out
- 2- 42" high x 17" wide side panel
- 4- 42" high structural corner units, smooth
- 1- counter top (24½" x 91½")
- 1-48" Kalea Bay Fireplace insert with black crushed glass

## CHOOSE YOUR COLOR



Biscotti Tan

NY Bluestone

## CHOOSE YOUR TOP



Brown

Bluestone



Graphite Pearl Blend\*



Oceanic Blue\*



Oyster Blend



Travertina\*


## ACCENT OPTIONS



Bluestone



Brown



Gironde\*

\*Premium Color

\*Only offered in Ledge Stone texture



# OUTDOOR DINING

Outdoor dining makes the ultimate statement in luxury entertainment. Patios and poolscapes really pop with the crowning touch of one of Nicolock's spectacular outdoor dining options. Give yourself the gift of year-round expanded living space and endless memory-making moments. No matter what size your outdoor space is, Nicolock has a package that will take it to the next level. Now, let's fire up that grill!

**CHOOSE FROM PRE-DESIGNED PACKAGES OR CUSTOMIZE  
YOUR DREAM OUTDOOR CULINARY SPACE!**



Verona Kitchen | Golden Brown Blend



**NANTUCKET KITCHEN ISLAND** | We are changing the way outdoor kitchens are built. Engineered stone panels make it possible to have the outdoor kitchen of your dreams in one day. This system gives you the flexibility of using our grill and door combinations or you can customize with other accessories. You can choose the design, colors and stone profile of your outdoor kitchen to perfectly fit the rest of your landscape and your home.



Nantucket Kitchen Island  
Ledge Stone | NY Bluestone

## CHOOSE YOUR TEXTURE



Barn Wood\*



Ledge Stone



Stacked Stone

## CHOOSE YOUR COLOR



Biscotti Tan



NY Bluestone



Weathered Wood

## CHOOSE YOUR TOP



Brown



Bluestone

\* Barn Wood texture available in Rustic Brown (as shown) and Weathered Wood colors. Stone textures available in Biscotti Tan and NY Bluestone colors.

<b>WITHOUT TOP</b>	35" x 84" x 41"
<b>WITH TOP</b>	36½" x 86" Horizontal
<b>TOTAL WEIGHT</b>	1,000 lbs

## VERTICAL PANEL TECHNOLOGY

### NANTUCKET KITCHEN ISLAND PACKAGE A INCLUDES:

- 1 Back panel
- 1 Front panel
- 4 Corners
- 2 End panels (sides)
- Top
- Drop cloth/sheet protector
- 32" Sizzler Grill • cutout dimensions:  
30⅝" (W) x 8½" (H) x 20¾" (D)
- 30" Double Access Door • cutout dimensions:  
30¼" (W) x 19¼" (H) x n/a (D)
- 1 Strap
- 1 Bag of PMG-2
- 2 Tubes of adhesive



### NANTUCKET KITCHEN ISLAND PACKAGE B INCLUDES:

- 2 Horizontal panels
- 4 Corners
- 2 End panels (sides)
- Top
- Drop cloth/sheet protector
- 1 Strap
- 1 Bag of PMG-2
- 2 Tubes of adhesive



Choose your accessories from page 143



# OUTDOOR DINING

**VERONA KITCHEN |** Nothing beats firing up that steak year-round with your Verona Kitchen! These hard-wearing units include a stainless steel grill, stainless steel refrigerator, six piece granite countertops and lintel. Customize for maximum enjoyment with the many accessories offered!



Verona Kitchen | Oyster Blend

	LENGTH INSIDE	LENGTH OUTSIDE	WIDTH	HEIGHT	WEIGHT
GRILL SIDE	96"	128"	32"	36"	12,000
REFRIGERATOR SIDE	87"	119"	32"	40"	

**KIT INCLUDES:**

- Verona Wall
- 6 Piece Granite Tops
- 14" x 20" Single Access Door • cutout dimensions: 14¼" (W) x 19¼" (H) x n/a (D)
- 30" Double Access Door • cutout dimensions: 30¼" (W) x 19¼" (H) x n/a (D)
- 38" Stainless Steel TRL Grill
- 21" Standard Refrigerator • cutout dimensions: 20 ½"(W) x 33"(H) x 24"(D)
- 15" Sink • cutout dimensions: 14⅜"(W) x n/a (H) x 14⅜" (D)
- Refrigerator Trim Kit • cutout dimensions: 20¾" (W) x 33⅛" (H)
- Concrete Lintels

COUNTERTOP IS 2" IN HEIGHT  
KIT ALSO AVAILABLE WITHOUT GRANITE TOP

**TOP SELLERS:**



Golden Brown Blend



Granite City Blend



South Bay Blend



Westchester Blend

**GRANITE TOP**




Caledonia



Adobe Blend



Bluestone\*



Charcoal



Chesapeake Blend\*



Crab Orchard Blend



Graphite Pearl Blend\*



Oceanic Blue\*



Oyster Blend



Travertina\*



**VERONA GRILL ISLAND DELUXE** | Cook up a feast on the Verona Grill Island Deluxe! A granite countertop and pro grill make this the perfect addition to your backyard patio.



	LENGTH	WIDTH	HEIGHT	WEIGHT
<b>WITHOUT TOP</b>	79"	32"	36"	6,500
<b>WITH TOP</b>	82"	36"	38"	

## KIT INCLUDES:

- Verona Wall
- 32" Sizzler Pro Grill • cutout dimensions: 30 $\frac{5}{8}$ " (W) x 8 $\frac{1}{2}$ " (H) x 20 $\frac{3}{4}$ " (D)
- Double-lined roll top hood
- 740 in. Stainless steel cooking grates, warming rack, drip pan
- Illuminated control knobs
- 14" x 20" Single Access Door • cutout dimensions: 14 $\frac{1}{4}$ " (W) x 19 $\frac{1}{4}$ " (H) x n/a (D)
- Granite Top covers 12 sq. ft of area
- Concrete Lintels

COUNTERTOP IS 2" IN HEIGHT  
KIT ALSO AVAILABLE WITHOUT GRANITE TOP

## GRANITE TOP



Caledonia

## TOP SELLERS:



Golden Brown Blend



Granite City Blend



South Bay Blend



Westchester Blend



Adobe Blend



Bluestone\*



Charcoal



Chesapeake Blend\*



Crab Orchard Blend



Graphite Pearl Blend\*



Oceanic Blue\*



Oyster Blend



Travertina\*

\*Premium Colors



# OUTDOOR DINING

**VERONA WOOD FIRED OVEN |** Dazzle everyone with an outdoor pizza oven! Cook up delicious pizza and a whole lot more! Leave the kitchen and cook outdoors!




Verona Wood Fired Oven | Adobe Blend

INSIDE OVEN	29½" x 32½"
OUTSIDE OVEN	33½" x 38¼"
TOP	49" x 49"
BASE	44" x 44"
OVERALL HEIGHT WITHOUT TOP	99"
OVERALL HEIGHT WITH TOP	103"
LBS/PALLET	7,500

**INCLUDES:**

- 2 -Pallets of Verona Wall
- 1- 30" Combo (2 drawer/1 door) enclosure  
cutout dimensions: 30¼"(W) x 191¼"(H) x 20 ¾"(D)
- 3 - 4" Wetcast Tops
- Pizza Peel
- Cleaning Brush
- All-Weather Cover
- Cast Stone top
- Imperial Wood Fired Oven

**CAST STONE TOP OPTIONS**



Bluestone    Brown    Gironde\*



**ACCESSORIES INCLUDED:**





**IMPERIAL**  
Oven Only Option Available

- 304 stainless steel
- Black top
- Refractory brick floor
- Removable door with wood handles
- Thermostat
- Opening: 17½"
- Fits a 16" Pizza



**DUKE**  
Oven Only Option

- 304 stainless steel
- Black top
- Refractory brick floor
- Removable door with wood handles
- Outside oven: 21" x 30¾"
- Inside oven: 18" x 27¼"
- Opening: 15"
- Fits a 12" personal pizza

**TOP SELLERS:**



\*Premium Color



Great cooking performance, innovative features and purposeful design allow you to enjoy more time outdoors. Each stainless steel package option provides everything you need to cook like a pro: grill, burner, refrigeration and storage. Build your kitchen using any Nicolock wallstone or create a kitchen using the natural stone of your choice.

# OUTDOOR DINING



## ALTURI KITCHEN PACKAGE INCLUDES:

36" Alturi Grill



Cutout Dimensions:  
34¼"(W) x 10⅜"(H) x 23⅛"(D)

24" Deluxe Refrigerator



Cutout Dimensions:  
25"(W) x 35"(H) x 26"(D)

30" 3-Drawer Single Door Access



Cutout Dimensions:  
30¼"(W) x 19¼"(H) x 20¾"(D)

Alturi Double Side Burner



Cutout Dimensions:  
13¼"(W) x 10¼"(H) x 23"(D)

**APPLIANCE ONLY PACKAGE**  
DOES NOT INCLUDE WALL STONE,  
VENEERS OR COUNTERTOPS



## TRL KITCHEN PACKAGE INCLUDES:

38" TRL Grill



Cutout Dimensions:  
38½"(W) x 10"(H) x 20¾"(D)

24" Standard Refrigerator



Cutout Dimensions:  
25"(W) x 35"(H) x 26"(D)

30" 2-Drawer Single Door Access



Cutout Dimensions:  
30¼"(W) x 19¼"(H) x 20¾"(D)

TRL Double Side Burner



Cutout Dimensions:  
11¼"(W) x 9"(H) x 19"(D)

**APPLIANCE ONLY PACKAGE**  
DOES NOT INCLUDE WALL STONE,  
VENEERS OR COUNTERTOPS



## SIZZLER KITCHEN PACKAGE INCLUDES:

32" Sizzler Pro Grill



Cutout Dimensions:  
30⅝"(W) x 8½"(H) x 20¾"(D)

21" Standard Refrigerator



Cutout Dimensions:  
20½"(W) x 33"(H) x 24"(D)

30" Double Door



Cutout Dimensions:  
30¼"(W) x 19½"(H) x 20¾"(D)

Sizzler Pro Double Side Burner



Cutout Dimensions:  
10¾"(W) x 8½"(H) x 20¾"(D)

**APPLIANCE ONLY PACKAGE**  
DOES NOT INCLUDE WALL STONE,  
VENEERS OR COUNTERTOPS



# OUTDOOR DINING

**PERGOLAS** | Our pergolas enhance the look and feel of surrounding landscapes by transforming open space into stylish and refined outdoor rooms.



Custom Pergola

- Constructed of vinyl
- Easy maintenance
- Customizable
- Lifetime warranty
- Two stock sizes: 13'x16' or 15'x15'

**CUSTOM SIZES AVAILABLE UPON REQUEST**



13' x 15' Pergola



**OUTDOOR DINING ACCESSORIES** | The possibilities are endless with Summerset accessories. Customize your outdoor kitchen the way you want it! Choose from the many options to make your outdoor kitchen the place to cook all year!



**SIZZLER BUILT-IN GRILL SERIES**



MODEL	CUTOUT DIMENSIONS
<b>SIZ26 LP or NG</b>	23¼" (w) x 8½" (h) x 20¾" (d)
<b>SIZ32 LP or NG</b>	30⅝" (w) x 8½" (h) x 20¾" (d)
<b>SIZ40 LP or NG</b>	37¾" (w) x 8½" (h) x 20¾" (d)

**SIZZLER PRO BUILT-IN GRILL SERIES**



MODEL	CUTOUT DIMENSIONS
<b>SIZPRO32 LP or NG</b>	30⅝" (w) x 8½" (h) x 20¾" (d)
<b>SIZPRO40 LP or NG</b>	37¾" (w) x 8½" (h) x 20¾" (d)

**TRL BUILT-IN GRILL SERIES**



MODEL	CUTOUT DIMENSIONS
<b>TRL32 LP or NG</b>	30½" (w) x 10¼" (h) x 20¾" (d)
<b>TRL38 LP or NG</b>	38½" (w) x 10¼" (h) x 20¾" (d)
<b>TRLD44 LP or NG</b>	45" (w) x 11" (h) x 20" (d)

**ALTURI BUILT-IN GRILL SERIES**



MODEL	CUTOUT DIMENSIONS
<b>ALT30 LP or NG</b>	28¾" (w) x 10¼" (h) x 21⅝" (d)
<b>ALT36 LP or NG</b>	34¾" (w) x 10¼" (h) x 21⅝" (d)
<b>ALT42 LP or NG</b>	40¾" (w) x 10¼" (h) x 21⅝" (d)

**AMERICAN MUSCLE GRILL | AMG BUILT-IN GRILL SERIES**



MODEL	CUTOUT DIMENSIONS
<b>AMG36 LP or NG</b>	35" (w) x 15" (h) x 25" (d)
<b>AMG54 LP or NG</b>	53" (w) x 15" (h) x 25" (d)

**SIDE BURNERS**




**SIZZLER**  
**TRL**  
**ALTURI**  
**AMG**

MODEL	BTU'S	CUTOUT DIMENSIONS
<b>SIZSB2-LP OR NG</b>	24,000	10¾" (w) x 8" (h) x 20¾" (d)
<b>TRLSB2-LP OR NG</b>	30,000	11¾" (w) x 9" (h) x 19" (d)
<b>ALTSB2-LP OR NG</b>	15,000	13¼" (w) x 10¼" (h) x 23¼" (d)
<b>ALTSS-LP OR NG</b>	17,500	13¼" (w) x 10¼" (h) x 23¼" (d)
<b>AMGPB-LP OR NG</b>	60,000	14⅞" (w) x 9" (h) x 19" (d)

Double Side Burner -TRLSB-2

**DOORS AND DRAWERS**



Horizontal Drawer-SSDH-27



33" 3-Drawer/Combo  
Drawer-SSD3-33



17" Triple Drawer-SSDR3-17

**LIGHTED REFRIGERATION**



MODEL	CUBIC FT	CUTOUT DIMENSIONS
<b>SSRFR-21S</b>	4.5	20½"(w) x 33¼"(h) x 20"(d)
<b>SSRFR-24S</b>	5.3	25"(w) x 34½"(h) x 24"(d)
<b>SSRFR-24DK1</b>	6.6	25"(w) x 34½"(h) x 24"(d)
<b>SSRFR-15S</b>		16⅞" w) x 34¾" (h) x 23¾" (d)
<b>SSRFR-15SG</b>		16⅞" w) x 34¾" (h) x 23¾" (d)

**LIGHTED BEVERAGE CENTER**



MODEL	CUTOUT DIMENSIONS
<b>SSBC-30L</b>	28¼"(w) x 10"(h) x 23 ⅜" (d)

Nicolock is a master Summerset distributor. See the full line of products in the Summerset catalog. \*We recommend checking all cutout dimensions with Summerset at [summersetgrills.com/pages/cutout-dimensions](http://summersetgrills.com/pages/cutout-dimensions) as some may have been updated.





Verona Fire Pit Deluxe | Westchester Blend  
Bluestone Coping  
Pergola  
Stone Ridge & Stone Ridge XL | Westchester Blend



## NICOLOCK WALLS | TEXTURED



**Adobe Blend**



**Bluestone\***



**Cappuccino Blend**



**Charcoal**



**Chesapeake Blend\***



**Crab Orchard Blend**

\*Premium Colors

The color illustrations on these pages are as accurate as photography and print processes allow. Final selection of colors should be made from physical samples.



## NICOLOCK WALLS | TEXTURED



**Fire Island Blend**



**Golden Brown Blend**



**Granite City Blend**



**Graphite Pearl Blend\***



**Lilac Blend**



**Mocha Blend**

The color illustrations on these pages are as accurate as photography and print processes allow. Final selection of colors should be made from physical samples.

\*Premium Colors



# NICOLOCK WALLS | TEXTURED



Oyster Blend



South Bay Blend



Travertina\*



Westchester Blend



6" Colonial Wall | South Bay Blend

\*Premium Colors

The color illustrations on these pages are as accurate as photography and print processes allow. Final selection of colors should be made from physical samples.



## NICOLOCK WALLS | SMOOTH



**Adobe Blend**



**Bluestone\***



**Charcoal**



**Chesapeake Blend\***



**Crab Orchard Blend**



**Golden Brown Blend**

The color illustrations on these pages are as accurate as photography and print processes allow. Final selection of colors should be made from physical samples.

\*Premium Colors





**Granite City Blend**



**Graphite Pearl Blend\***



**Oceanic Blue\***



**Oyster Blend**



Verona Pier | Granite City Blend

\*Premium Colors

The color illustrations on these pages are as accurate as photography and print processes allow. Final selection of colors should be made from physical samples.



# NICOLOCK WALLS | SMOOTH



**South Bay Blend**



**Travertina\***



**Westchester Blend**



Stonegate® Contemporary Wall | South Bay Blend

The color illustrations on these pages are as accurate as photography and print processes allow. Final selection of colors should be made from physical samples.

\*Premium Colors





**Autumn Cotswold**



**Brown**



**Lilac\***



**Bluestone**



**Gironde\***



**Marble Blend\***





**Mocha**



**York Brown**



Natural Cleft Flagstone | Bluestone

The color illustrations on these pages are as accurate as photography and print processes allow. Final selection of colors should be made from physical samples.

\*Premium Colors



paver-shield™ pavers

Toscana

Circles & Inlays

	Adobe Blend	Autumn Blend*	Autumn Cotswold	Bluestone	Brown	Cappuccino Blend*	Caramel Tan*	Charcoal	Chesapeake Blend*	Crab Orchard Blend*	Fire Island Blend	Gironde*	Golden Brown Blend	Granite City Blend	Graphite Pearl Blend*	Lilac*	Lilac Blend	Marble Blend*	Mocha	Mocha Blend	Natural	Oceanic 5*	Oceanic Blue*	Oyster Blend*	Peconic 6*	Pennsylvania Blue**	Pewter	Raven*	Red	South Bay Blend*	Travertina*	Umber	Westchester Blend	York Brown	
Alpine Collection	●					●	●		●				●	●	●		●	●		●			●	●		●				●	●		●		
Blue Ridge	●								●					●									●			●								●	
Colonial Cobble Collection	●							●					●	●										●										●	
Cobblestone Collection		●						●			●			●											●					●					
Diamond Paver								●			●			●				●												●					
Fiuggi Travertine									●					●				●													●	●			
Heritage Series								●																			●		●						
Holland Stone	●	●			●			●		●	●		●	●				●						●			●	●	●					●	
Plank Paver														●	●			●									●	●		●				●	
Ridge Brick	●	●			●	●	●	●	●	●			●	●	●		●	●		●			●	●		●		●	●	●	●	●		●	
Roma I and II														●														●						●	
Rustico Collection	●	●			●	●	●	●	●	●	●		●	●	●		●	●		●			●	●		●		●		●	●		●		
Stone Ridge Collection	●	●				●	●		●	●			●	●	●		●	●		●		●	●	●	●	●				●	●		●		
The Montauk								●						●										●				●							
Country Collection	●												●	●										●											
Olde Towne Collection	●													●										●											
Pompeii								●						●										●											
Country Circle	●							●		●	●		●	●										●											
Edgestone	●												●	●																					
Euro Cobble					●									●						●									●						
Old Town Flagstone Circle				●								●							●																●
Old Town Flagstone Quartered Square				●								●							●																●
Old Vienna with paver-shield™		●			●						●		●																●				●		
Ridge Circle	●	●				●	●		●	●			●	●	●		●	●		●			●	●		●		●		●	●		●		
Rustico Circle	●	●						●		●	●		●	●				●						●				●						●	
Sante-Euro Circle								●					●	●										●				●						●	
Wetherdale Circle				●							●								●																●



		Adobe Blend	Autumn Blend*	Autumn Cotswold	Bluestone	Brown	Cappuccino Blend*	Caramel Tan*	Charcoal	Chesapeake Blend*	Crab Orchard Blend*	Fire Island Blend	Gironde*	Golden Brown Blend	Graphite Pearl Blend*	Granite City Blend	Lilac	Lilac Blend	Marble Blend*	Mocha	Mocha Blend	Natural	Oceanic Blue*	Oyster Blend*	Pennsylvania Blue**	Pewter	Raven*	Red	Salmon	South Bay Blend*	Sunset Buff	Travertine*	Umber	Westchester Blend	York Brown
Environmental	Checker Block®																					●													
	Eco-Ridge 80mm															●								●											
	Eco-Tre	●														●								●											●
	SF-Rima®													●		●																			
	Turfstone																					●													
Nicostone	Grand Flagstone				●															●															●
	Natural Cleft Flagstone				●								●				●		●																●
	Old Town Flagstone				●								●						●																●
	Thermal Finish Flagstone				●								●				●		●																●
	Versailles Travertine												●						●																
Landscape Walls	Wetherdale Patio Pack				●								●							●															●
	5" Colonial Wall	●			●					●	●	●		●		●								●								●	●		
	6" Colonial Wall	●			●	●				●	●	●		●	●	●		●			●		●						●			●	●		
	Belvedere Wall				●														●																●
	Claremont Wall				●														●																●
	Kodah Wall				●														●																●
	Mini Colonial Wall	●			●	●				●	●	●		●	●	●		●			●		●						●			●	●		
	Stonegate® Contemporary Wall	●			●				●	●	●			●	●	●							●	●					●			●	●		
	Verona Wall	●			●				●	●	●			●	●	●							●	●					●			●	●		
	Alta Wall	●										●		●		●																●	●		
	Alta Pro Wall	●										●		●		●																●	●		
Retaining Walls	Compac III Straight Split Wall	●										●		●		●																			
	Everloc™ Wall	●												●		●																			
	Firma® Wall	●									●			●		●							●												
	Outcropping				●															●															●
	Trinity® Wall	●												●		●																			
Garden Walls	Mountain Block				●				●			●		●	●	●				●												●	●		
	Serafina Wall	●			●					●	●			●	●	●							●									●	●		
	Garden Wall	●							●			●		●		●																●	●		



Piers, Coping, Caps & Steps

	Adobe Blend	Autumn Blend*	Autumn Colswold	Bluestone	Brown	Cappuccino Blend*	Caramel Tan*	Charcoal	Chesapeake Blend*	Crab Orchard Blend*	Fire Island Blend	Girondo*	Golden Brown Blend	Granite City Blend	Graphite Pearl Blend*	Lilac*	Lilac Blend	Marble Blend*	Mocha	Mocha Blend	Natural	Oceanic Blue*	Oyster Blend*	Pennsylvania Blue**	Pewter	Raven*	Red	Salmon	South Bay Blend*	Travertine*	Umber	Westchester Blend	York Brown
6x12 Fullnose	●	●			●	●	●	●	●	●	●		●	●	●		●			●		●	●	●		●	●		●	●		●	
5" Colonial Pier Kit	●			●					●	●	●		●	●									●							●		●	
6" Corner	●			●		●			●	●	●		●	●	●		●			●			●					●	●			●	
8" Corner	●										●		●	●																			
8" Everloc™ Corner	●												●	●																			
Belvedere Pier/Cap/Coping				●															●														●
Claremont Pier and Cap				●															●														●
Dimensional Coping				●															●														●
Irregular Steps				●															●														●
Kodah Pier and Cap				●															●														●
Linear Cap					●			●	●					●									●							●		●	
Mini Colonial Pier Kit	●			●		●			●	●	●		●	●	●		●			●			●					●	●		●		●
Multi Cap	●							●		●	●		●	●									●						●		●		●
Pier Caps				●	●							●																					●
Old Town Pool Coping			●	●								●							●														●
Rockface Multi Cap				●								●				●		●															●
Rockface Step Units				●	●							●																					
Rockface Treads				●	●							●																					
Roma Step					●			●						●									●							●		●	
Stepping Stones			●	●								●				●																	●
Stoneface Cap					●			●	●					●						●										●		●	
Stonegate® Pier and Cap	●			●				●	●	●			●	●	●							●	●					●	●		●		●
Thermal/Fullnose Treads				●	●							●																					
Verona Pier Kit	●			●				●	●	●			●	●	●							●	●					●	●		●		●
Versailles Pool Coping												●					●																


See the Outdoor Living section for color swatches of our Fire Pits, Fireplaces, Kitchens and more.



# PAVER INSTALLATION

## MATERIALS NEEDED

Gloves  
Tape Measure  
Stakes  
Shovel  
3 lb. Hammer  
Levels  
Line Level  
Carpenters Square  
String Line  
Broom  
Wheelbarrow  
Pry Bar  
Wire Cutters  
Mason's Chisel  
Markers  
Screed Board  
Two 1" o.d. Screed Pipes  
Plate Compactor  
Paver Cutter  
Diamond Blade Table Saw



- |  |                    |
|--|--------------------|
| A. Compacted Sub-Base                                      | D. Edge Restraints |
| B. 4" - 6" Compacted Aggregate<br>(for Pedestrian Traffic) | E. 1" Bedding Sand |
| C. 8" - 12" Compacted Aggregate<br>(for Vehicular Traffic) | F. Pavers          |

## BEFORE YOU BEGIN

Your dealer can assist you in obtaining the necessary materials and equipment needed to complete your paving stone installation.

\*Three color blends are not recommended for projects less than 500 sq.ft

Lay out your entire paver pattern prior to cutting any stones.

Find an area away from your installation to cut pavers. Concrete dust created by saw cutting pavers can stain the surface.

The use of an approved safety mask is recommended when cutting any concrete products.



## 1. PLAN

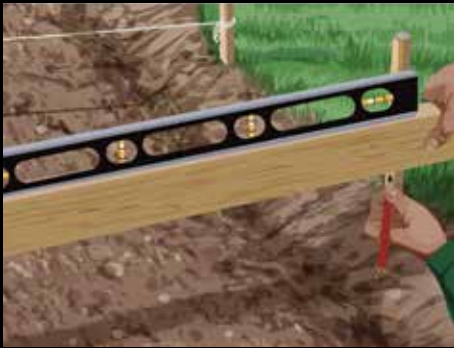
Determine the area to be paved. Measure for square footage and sketch a diagram of the shape & pattern of paving stone desired.



## 2. PREPARE / EXCAVATE

Before beginning excavation, make sure there are no utility lines within the area to be paved. Excavate area to the proper depth depending on the type of traffic.





### 3. GRADE

Establish the finish grade and slope or pitch of pavement to allow for drainage. Lay out the lines and corners with string line and stakes. Compact sub-base.



### 4. PREPARE / EXCAVATE

Spread aggregate base uniformly throughout the entire excavated area and 8 in. beyond perimeter lines. Base aggregate material should be processed 3/4" minus gravel or crushed concrete blend.



### 5. BASE COMPACTION

Compact the base aggregate evenly throughout the area with a mechanical plate compactor. Do not compact the base aggregate in more than 4" layers. The compacted base should conform to the contour of the finished paved area. The grade of the base aggregate should be 3" to 4" below the finished paving stone surface depending on the thickness of the paver.



### 6. EDGE RESTRAINTS

Install edge restraints as required. Pavers butting against curbs or

foundations will not need an edge restraint. Various types of edging materials can be used. Nicolock recommends a Snap Edge edge restraint system since it is easy to install and will not rot or decay.



### 7. BEDDING

Spread 1" of concrete sand evenly over the compacted base. Screed the bedding sand to a level, smooth surface using a screed board. For areas wider than the width of the screed board, use 1" conduit pipe as screed guides 4' apart. Screed sand, remove screed rails & fill in depressions with fresh sand. You should end up with a complete layer of smooth sand. Do not disturb sand bed after it has been screeded.



### 8. PAVER PLACEMENT

Begin placing paving stones on the screeded sand bed in the desired pattern. Hand place the paving stones with a hand tight joint. Work from the paving stone side of the installation as they are set. To achieve the best mixture of colors and blends, remove pavers from delivered bundles section by section, not layer by layer, and work from several bundles at a time. Cut pieces as needed to fill in the pattern.

### FINISHING

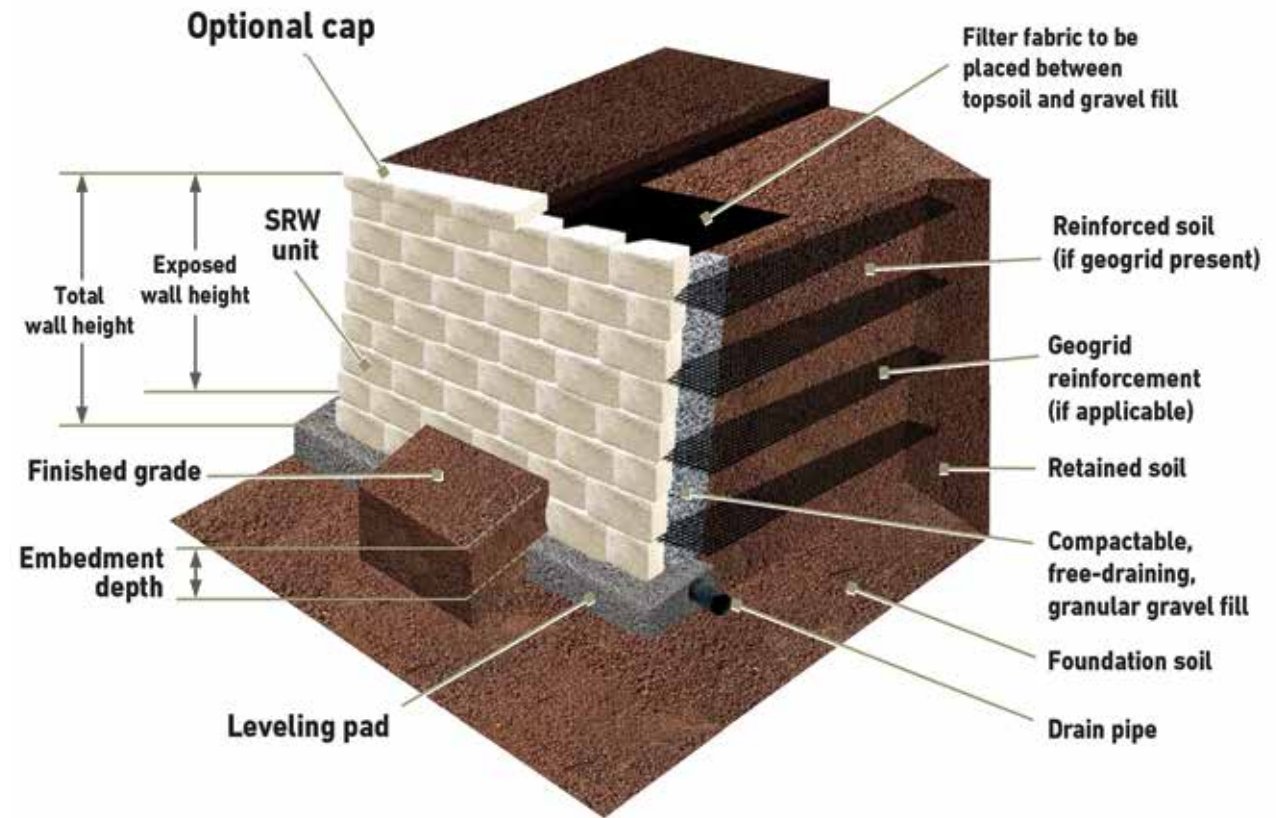
When complete, sweep surface clean. Spread a fine jointing sand over the entire surface and broom sweep to fill all joints. Leaving excess sand on the paving stone surface, tap the paving stones into the setting bed with the mechanical plate compactor with a rubber pad. Broom sweep more sand to fill any open joints. Finally, backfill over the top edge restraint and grade. Your installation is now complete and ready for use.



# RETAINING WALL INSTALLATION

## Materials Needed

- Gloves
- Tape Measure
- Stakes
- Shovel
- 3 lb. Hammer
- Levels
- Line Level
- Carpenters Square
- String Line
- Broom
- Wheelbarrow
- Pry Bar
- Wire Cutters
- Mason's Chisel
- Markers
- Screed Board
- Two 1" o.d. Screed Pipes
- Plate Compactor
- Paver Cutter
- Diamond Blade Table Saw



**NOTE:** The following Installing procedures apply to all Nicolock retaining wall units constructed as a conventional gravity wall system.

**PREPARING/EXCAVATING:** Before beginning excavation, make sure there are no utility lines in the wall area. Excavate area to the proper depth. For geogrid-reinforced retaining walls or for more detailed information, consult your local distributor or contact Nicolock.

For most non-critical walls (and under favorable soil conditions) Nicolock wall units are constructed as a conventional gravity wall system. Walls up to 3 feet in height (2 ft. 6 in. for Sierra) are attainable without the need for soil reinforcement (geogrid). Recommended installation procedures should be followed to ensure the life of your wall structure.

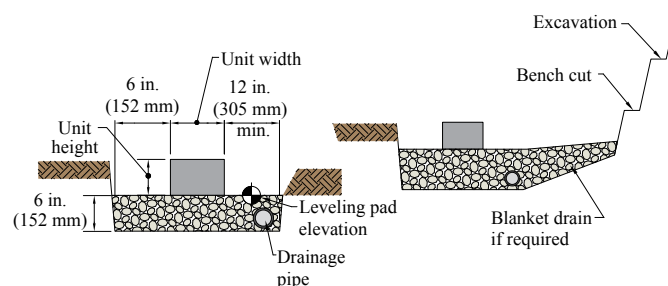


## 1. SITE PREPARATION AND EXCAVATION

Excavate a trench a minimum of 6" beyond the front and back of the wall block. Dig trench 9" to 14" deep, enough to create a 6" thick leveling pad and to bury at least one whole wall block below grade. Compact the soil at the bottom of trench. Shape the slope behind wall to allow for 12" of drainage material.

## 2. INSTALL LEVELING PAD

Place filter fabric in trench and up the cut slope. Fill trench with clean, graded aggregate and compact. Shape the slope behind wall to allow for 12" of drainage material.



## 3. PLACE BASE COURSE (FIRST ROW)

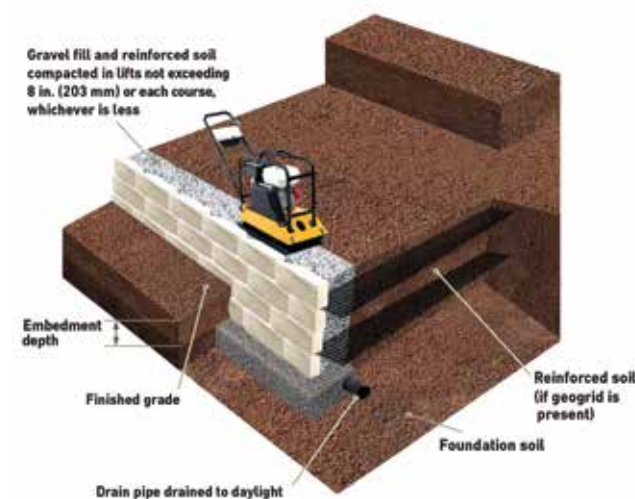
Position a level string line at the straight face of the unit to maintain alignment. Place the wall units side by side in the center of the prepared base. Bury the first course of block below grade to a depth equal to 10% of the height of the wall or a minimum of 6", whichever is greater. Level units from side to side, and front to back.

## 4. DRAINAGE SET-UP

Fill the space in front of wall with clean fill to grade to hold units from shifting. Place a perforated pipe behind wall on top of base for drainage. Fill any block cores and the drainage area with clean aggregate keeping filter fabric in place. Backfill soil on outer side of fabric and compact.

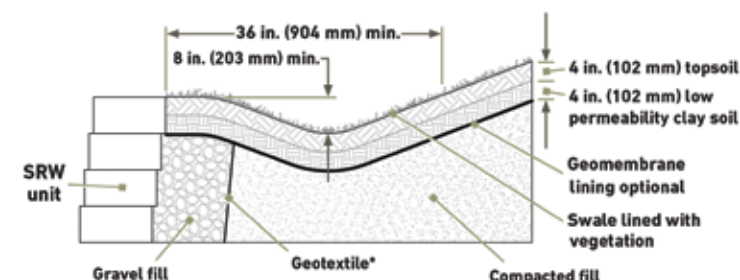
## 5. STACKING UNITS

Place successive courses by fitting the keys and grooves onto the units in the row below (if applicable). Keep the tops of each course clean to maintain a level surface. Stack units one layer at a time in a running bond pattern (crossing joints). Utilize geogrid when the wall height is 3 ft or more or as required by the project engineer or approved design drawings.



## 6. PLACE GRAVEL AND BACKFILL MATERIALS

Continue building the wall to the desired height. Backfill with clean aggregate behind each course as completed. Backfill and compact soil. Finish the wall by securing the wall cap with a suitable masonry adhesive.



\*Geotextile may be necessary when the infill soil includes fine-grained sand that have the potential to infiltrate the gravel fill

**Note:** Illustrations shown are not for construction purpose. Please confer with your local engineer for proper placement of geogrid.

**Important:** Walls higher than 36" above grade, terraced walls, weak soils, and other loading conditions require special considerations in design and construction. This should be done by a qualified engineer & a professional contractor. Check with your local building department for code requirements.



# STAIN REMOVAL

The stain removal methods suggested here are merely a guide and may not work to your satisfaction in all instances. Nicolock is not responsible for any damage caused while using these methods. Nicolock recommends that you keep several pavers from your initial installation available to replace any pavers that become damaged or excessively stained or soiled.

## ALGAE & FUNGAL GROWTHS

Apply a fungicide according to manufacturer recommendation.

## BEVERAGE STAINS

Scrub the stain with hot soapy water. For stubborn stains apply a 1:10 diluted sodium hypochlorite solution (household bleach) use according to the manufacturer's recommendations.

## CHEWING GUM

Chewing gum is best removed with a suitable aerosol freezing agent before scraping it off. Use according to the manufacturer's recommendations.

## FRESH OIL STAINS

Soak the oil up with an absorbent cloth or paper towels. Do not wipe. Then cover the affected area with a 'dry' absorbent powder and leave for 24 hours. Repeat until the powder has absorbed all or as much of the oil as possible.

If a stain persists, apply a recommended cleaner according to the manufacturer's recommendations.

## PAINT /WOOD-STAIN /VARNISH

Soak up the spillage with an absorbent cloth or paper towels. Do not wipe. The stained area should be immediately scrubbed with scouring powder and water.

The stained area should be immediately scrubbed with detergent and water. Paint removers or solvents should not be used on stains that are less than a week old, as this will increase penetration into the concrete. Scrape off as far as possible. Apply an appropriate proprietary paint remover, preferably one supplied as a thick gel. Follow the manufacturer's recommendations or contact the paint manufacturer.

## WOOD PRESERVATIVES /CREOSOTE

Soak the stain with mineral spirits and scrub with a hot detergent and water. Finally rinse thoroughly with clean water, or contact the manufacturer of the preserver.

## ASPHALT & EMULSIFIED ASPHALT

Chill with ice (if warm outside), scrape away & scrub the surface with scouring or abrasive powder. Rinse with water.

## CUTBACK ASPHALT & ROOFING TAR

Use a soft moist putty made with talc or diatomaceous earth (available wherever pools supplies are sold.) Mix with kerosene, scrub, let dry and brush off. Repeat as needed.

## CANDY, KETCHUP, MUSTARD, GREASE DRIPPINGS FROM FOOD

For stubborn stains, apply liquid detergent full strength and allow it to penetrate for 20-30 minutes. Scrub and rinse with hot water. Removal is easier if these stains are treated immediately.

## CAULKING

Scrape off excess and scrub with denatured alcohol. Rinse with hot water and detergent. For acrylic latex caulk - follow guidelines for removal of latex paint.

## CLAY SOIL

Scrape off dry material, scrub and rinse with hot water and strong detergent.

## CREOSOTE

Apply a solution made with paint thinner and talc. Scrub and allow to dry. Scrape off, scrub with scouring powder and rinse with water.

## MORTAR

Let dry but not harden and carefully remove spots with a trowel, putty knife or chisel.

## LEAF, WOOD ROT OR TOBACCO STAINS

Apply household bleach diluted 10:1 with water (10 parts water) and scrub with a non-metallic stiff bristled brush.

## OIL OR GREASE THAT HAS PENETRATED

Mop up any excess oil with rags. Cover the area with oil absorbent talc, (kitty litter). Diatomaceous earth can also be used. Leave it on the stain for a day, then sweep up.

## PAINT

Fresh paint should be mopped up immediately with rags or paper towels by blotting. Do not wipe as this will spread the paint and extend the job of removal. If the paint is latex and water-based, soak and then scrub area with hot water, scouring powder and a non-metallic stiff brush until no more improvement is seen. Let the remaining paint dry and remove as described below.

## DRIED PAINT

Scrape any excess oil-based paint, varnish or water based latex paint off the surface. Apply a commercial paint remover and let sit for 20-30 minutes. Loosen with gentle scrubbing. Do not rub the loosened paint into the surface of the pavers. Instead, blot up the loosened paint and thinner. Repeat as necessary.

## TIRE SKID MARKS

Scrub black area with water, detergent and scouring powder.

## ABOUT EFFLORESCENCE:

Efflorescence is a whitish, powder-like deposit that may sometimes appear on the surface of the paving stones. It may appear immediately or within a short time after installation. Left alone, normal wear and exposure to the elements will dissipate the efflorescence. Efflorescence does not affect the structural performance or durability of concrete pavers. Efflorescence is a normal occurrence in all cement based products, as well as many colored paving products. Because it is a natural reaction to the

proper hydration of concrete, Nicolock accepts no responsibility or liability for replacement.

If there is a need to remove the efflorescence before it naturally wears away, best results are obtained by using an efflorescence remover which is available from most mason supply dealers. Do not use muriatic acid.

If a sealer is to be applied to the paving stones, it is recommended that any presence of efflorescence be removed prior to sealer being applied. For installations over a new or existing concrete base, a cementitious setting bed, or with mortared joints, the occurrence of efflorescence is more likely. Precautions for proper drainage of the paving stones system should be taken to minimize this occurrence.

## WHAT IS EFFLORESCENCE?

Efflorescence is a natural phenomenon and can occur with any cement based product, as well as other paving products. It may appear randomly and will possibly appear more pronounced on colored paving slab.

The white bloom may give the impression that the color of the paving slab is fading but, when wet, you will find that the efflorescence vanishes and the paving slab returns to its original shade. The white bloom will often return again when the paving slab dries. Be assured that efflorescence has no detrimental effect on the performance of the paving slab and will generally disappear with time.

## HOW DOES EFFLORESCENCE OCCUR?

All concrete products contain cement which produces water soluble calcium oxide (lime).

Concrete paving materials contain millions of tiny invisible pores; when moisture penetrates into these pores - either from rain, dew or condensation - it dissolves part of the lime to make calcium hydroxide.

When the slab dries out, the calcium hydroxide rises to the surface and reacts with the carbon dioxide in the air, sometimes leaving a white bloom of calcium carbonate once the water has evaporated.

## WILL EFFLORESCENCE DISAPPEAR NATURALLY?

Yes. The efflorescence action is arrested by carbon dioxide reacting with calcium oxide within the pores of the concrete. The efflorescence itself is then, over a period of time, either converted back to soluble salts and washed away by rain or simply disappears through the action of trafficking, snow or ice.

Once the efflorescence has disappeared naturally it does not usually recur. It is therefore not necessary to replace the paving or to take other measures against efflorescence.

## HOW LONG WILL EFFLORESCENCE LAST?

This is difficult to predict as factors such as climate, location and conditions (damp/shady or open/sunny) are variables which can affect the extent of the phenomenon. However, on average, it can take from 12 months to 24 months to disappear.



# FAQ

## WHY DO NICOLOCK PAVERS MAKE THE BEST PAVEMENT?

Not only are Nicolock pavers beautiful, but they provide the best pavement solution in freeze/thaw conditions, when installed over a compacted aggregate base. Installation over a compacted aggregate base results in a pavement that is strong, yet flexible enough to move as the ground shifts without breaking apart, rutting or heaving. In addition, they can be "unzipped" to allow for repairs or access to utility lines. Unlike asphalt and other surfaces, pavers are virtually maintenance-free. And, by definition, concrete pavers are about 3 times stronger than regular poured concrete.

## WHAT MAKES PAVER-SHIELD™ BETTER THAN THE COMPETITION?

paver-**shield**™ is not a thin veneer of color coating. paver-**shield**™ pavers are guaranteed to look great year after year, retaining their vibrant color and smooth texture. Products without paver-**shield**™ may look worn and faded over time with exposed aggregate on the surface.

## DOES THE COLOR GO ALL THE WAY THROUGH NICOLOCK PAVERS?

All Nicolock pavers have color throughout. Those manufactured with our exclusive paver-**shield**™ process have an extra concentration of cement and pigment on the wear layer providing deep rich colors and a smooth, dense wear layer.

## CAN I USE A PRESSURE WASHER TO CLEAN MY PATIO?

Yes – but, as always, follow the manufacturer's instructions carefully. Do not pressure wash your patio too strongly or too frequently as you may damage the surface of the paver.

## CAN PAVERS BE INSTALLED OVER A POURED CONCRETE BASE?

Absolutely, provided certain steps are taken. Care must be taken so that water does not pool underneath the pavers. Drainage holes should be drilled in large slabs and filled with pea gravel and covered with landscape fabric. Edge pavers must be restrained to keep joints from opening up.

## CAN I USE A SEALER ON MY PATIO?

Yes – check proprietary manufacturer's instructions and suitability for sealing concrete paver. Please note: applying sealant to paver may affect the color.

## HOW DO PAVERS COMPARE WITH PATTERNED CONCRETE?

Patterned concrete pavements are slabs of concrete that are embossed with a pattern. Therefore, they are prone to the same problems with freeze/thaw cycles, namely cracking and spalling. Also, unlike Nicolock pavers, patterned concrete pavements don't allow access to underground utilities or the ability to make repairs. At virtually the same price installed per square foot, Nicolock Pavers are clearly a superior choice.

## HOW DO I DETERMINE HOW MUCH STONE BASE MATERIAL AND SAND SETTING BED MATERIAL I NEED?

One half ton of modified stone or sand will cover about 100 square feet at 1" thick. Using a 10' x 10' (100 square feet) patio as an example, you would need 1/2 ton of sand for the setting bed (1" thick) and 3 tons of modified stone for the base (6" thick). You'll need about 5% more sand for the joints between the pavers. The thickness of the base material depends on the application and subgrade soil conditions (use a thicker base for poorly drained soils). As a rule of thumb, you'll need 4" to 8" of base material for walkways and patios, and 8" to 12" for driveways and parking lots.

## I HAVE WHITE DEPOSITS ON MY PAVERS/WALLS, WHAT IS IT?

You are probably referring to efflorescence, a natural and common occurrence in many concrete products. Efflorescence occurs when natural salts come to the surface and leave behind a white deposit that can normally be brushed off. This is not a product defect or harmful to pavers and walls and Nicolock accepts no liability for its occurrence. It will usually weather away with time.

## HOW CAN I REMOVE MOSS OR MOLD FROM MY PAVERS?

Try liquid bleach diluted in water (10 parts water to one part bleach). Be careful not to get it on plant material. Keep in mind that there is nothing that will keep moss and mold from reappearing in a shady, damp area.

## WHAT IS POLYMERIC SAND AND WHAT IS ITS ADVANTAGE?

Polymeric sand is a high-tech mix of graded sand and binder, specially formulated for filling joints between pavers. When installed properly, polymeric sand will remain in the paver joints and inhibit weed growth and insect infestation.

## CAN I USE NICOSTONE PAVING INSIDE MY HOUSE?

Yes – but it is preferable to seal the paving with a sealer after laying inside to protect against stains and reduce incidence of dust.

## WHY DO THE PAVING STONES HAVE DARK PATCHES?

This is due to differential weathering, where the surface of the paving has cured at different rates, causing darker color variation on the paving. Generally this is exaggerated by the presence of efflorescence which, once removed, will reduce the effect of the dark patches. As with efflorescence the dark patches will generally disappear with time.

## HOW OFTEN SHOULD I CLEAN MY PATIO?

Regular washing and brushing should be adequate to maintain your patio in pristine condition. However, you may wish to clean your patio using a recommended cleaner. This can enhance its appearance but it may affect long term durability and should only be used sparingly (only two or three times during the lifetime of the paving). Consult your paving supplier for advice and a suitable cleaning product.

## WHAT ARE THE BENEFITS OF SEALING MY PAVERS? HOW LONG DO I NEED TO WAIT BEFORE I APPLY A SEALER?

Sealers help resist stain and may enhance the color. Some can also bind the sand in the joints to make it difficult for weeds to germinate. As a rule of thumb we generally want you to wait at least six months to allow any efflorescence to appear. Prior to the application of any sealers, the pavers must be cleaned with an appropriate product to remove dirt and efflorescence.

## CAN NICOLOCK PAVERS BE USED FOR MY DRIVEWAY?

Absolutely! For residential driveways, 8" to 12" of compacted base material is recommended. A standard 2-3/8" thick paver can be used for light vehicular (cars & pickup trucks) applications. A herringbone pattern is most suitable in these situations. (Not applicable for Stone Ridge XL, Blue Ridge series and Nicostone products.)



Stone Ridge Contemporary | South Bay Blend



# FAQ

Not only do Nicolock Pavers make an attractive pool deck, but they also provide a slip-resistant walking surface. Pavers actually are better than poured concrete around pools from the standpoint that the joints will take on moisture and leave the pavement cooler under foot. Like all products that are used outdoors, lighter colors will tend to stay cooler as they reflect the sunlight. Furthermore, our Fullnose and Pool Coping Pavers are ideal for the pool's edge. Make sure the base material around the pool is well compacted before installing pavers. Safety covers can also be installed over pavers with the use of special anchors.

## WILL WEEDS GROW BETWEEN MY PAVERS?

Weeds and grass between pavers occur when seeds or spores lodge in the joints between pavers. They will not grow from underneath. This can be minimized by using polymeric sand or mixing a pre-emergent granular weed killer into the joint sand. If weeds do appear, a spot vegetation killer (such as Round-Up™) can be used and will not damage the pavers.

## CAN I SHOVEL AND PLOW MY PAVERS?

Pavers can be plowed and shoveled just like asphalt, concrete and other pavement materials. In fact, snow and ice will normally melt faster because of the joints around the pavers. A plow blade with a rubber edge is recommended when needed. Do not use sharp objects to chop ice as they can damage the pavers.

## WHAT SHOULD I USE TO MELT SNOW AND ICE ON MY PAVERS?

Nicolock recommends sand for slip resistance as it is the most environmentally friendly product for use on concrete products to make sure surfaces are skid and slip resistant.

If a de-icing product is used, Nicolock recommends using only NaCl (rock salt) and should be used sparingly, following the manufacturer's instructions. Once ice is loosened, remove immediately to avoid buildup of the de-icing agent.

De-icing agents of any kind are not recommended for our Nicostone line. We recommend using only sand for providing skid and slip resistance.

## I'VE GOT A RAILROAD TIE WALL THAT IS ROTTING AND FALLING DOWN. WHAT CAN I DO?

Our segmental retaining wall systems provide an excellent solution to this problem. They are strong and will last a lifetime. Nicolock offers several different wall systems to meet your needs.

## WHAT IS GEOGRID AND WHEN SHOULD IT BE USED?

As a rule of thumb, all walls over 3' high should be reinforced with geogrid. Geogrid is placed between the layers of block at different intervals to stabilize the soil behind the retaining wall and secure the wall face to the earth behind it. The height of the finished wall, soil characteristics, and the pressure on the wall caused by slopes, structures, and/or paved areas all affect the proper placement and lengths of geogrid.

## WHAT IS RECONSTITUTED STONE?

Reconstituted Stone – is manufactured from the highest grade materials and will last for years. It is hand crafted, with molds taken from original natural stone for an authentic appearance. NicoStone products are a consistent thickness and is therefore easy to lay.

Colors – shades are subtle and subject to slight variations, especially highlighted in the weathered shades where many products are hand made to ensure a completely random, natural look. Colors will appear different depending upon the prevailing conditions such as sunlight, heavy shade or rain.

Therefore it is advisable to check the color and appearance of the actual product samples in dry daylight conditions before purchasing. Where possible, products should also be selected from the same production batch. Reconstituted stone will weather over time in a fashion similar to natural stone.

## PAVING SLAB AND WALLSTONE COLOR

Please note that some products have a multi-color mix where the manufacturing process means that different color percentages are likely selected from multiple pallets prior to installation. Choose from three to five different packs.

Multi-colored products are produced randomly, therefore color proportions in different slabs may vary widely.

## APPLICATION/SUITABILITY

Unless otherwise stated, the Nicostone materials featured in this catalog are intended for use in residential landscape projects. Nicostone decorative slabs are not suitable for driveways. The manufacturer cannot accept any liability where products have been used for any inappropriate purpose.

In the unlikely event of products reaching you in a less than satisfactory condition, please contact your local distributor directly, allowing time for the rejected product to be replaced. If a complaint is raised after laying the product, Nicostone cannot accept responsibility for any defect.

**De-icing salts should not be used on NicoStone slabs.**

## SIZES & JOINT WIDTHS

All dimensions quoted in this catalog are nominal and are for guidance only. Actual sizes will vary, particularly on the products designed to replicate natural stone which have features such as riven profiles and fettled edges. Where space is critical, Nicostone recommends dry laying the product to check area required.

When laying random slabs and circles, and in particular Wetherdale Paving Slabs and Old Town Flagstone Paving Slabs with their fettled edges, joint widths will depend on the slab type & laying pattern chosen and will be variable – from approximately 1/2" to 1".

## HANDLING

Standard manual handling techniques should be adopted when handling products. Some products in the Nicostone range are heavy or an awkward shape to lift and it is recommended that suitable lifting equipment be used for these products. Always wear gloves and safety footwear when handling product.

If product is to be cut, always wear safety goggles and when using a high speed saw also wear suitable respiratory protection, such as a dust mask.

Before removing wrapping or banding, ensure that the products are on level ground or retained in some way to prevent them from tipping over. When removing shrink wrapping and banding use the appropriate cutting tools; also it is recommended that safety goggles are worn.


Product should always be handled with care as breakages, chipping and other damage may result from mishandling. Minor scuffing can occur due to movement in transit and will generally disappear in time. If in doubt do not install the product, consult your NicoStone Representative.

## SPECIAL NOTES

All measurements are nominal. Dimensions include the joint widths when fully installed. Dimensions/height: May vary up to 1/4" due to unique manufacturing technique. Nicostone provides only general installation guidelines, climate and soil conditions may vary by region.



PATTERNS | Patterns, whether simple or complex, help to define a paved area and add your own personality to your project. The following are examples of popular patterns.



Cobblestone

Colonial Cobble Normal

Colonial Cobble 1½ Normal

Country 6x6 & 6x9

Eco-Ridge

Holland Stone

Olde Towne

Pompeii

Ridge Brick


Rustico 12x12

Rustico 6x6

Rustico 6x9

SF-Rima

Stone Ridge



Alpine Ridge

Alpine Contemporary

Blue Ridge

Colonial Cobble Normal & 1-1/2 Normal


Country 6x6 & 6x9

Olde Towne

Rustico 6x6 & 6x9

Stone Ridge

Stone Ridge Contemporary



Colonial Cobble Normal

Colonial Cobble 1½ Normal

Country 6x6 & 6x9

Holland Stone


Ridge Brick

Rustico 12x12

Rustico 6x6

Rustico 6x9


SF-Rima



Colonial Cobble Normal & 1½ Normal

Country 6x6 & 6x9


Rustico 6x6 & 6x9




Eco-Ridge

Holland Stone

Ridge Brick



Versailles Travertine



(Stone Ridge Pattern Shown)


Alpine Ridge

Alpine Contemporary

Olde Towne

Rustico 4pc Combo


Blue Ridge



Colonial 4 Pc Combo

Country 4 Pc Combo

Rustico 4 Pc Combo




Colonial Cobble 1½ Normal

Eco-Ridge

Holland Stone

Ridge Brick

Rustico 6x9




Colonial Cobble 1½ Normal

Country 6x9

Holland Stone

Ridge Brick

Rustico 6x9



Colonial Cobble Normal & 1-1/2 Normal

Country 6x6 & 6x9

Rustico 6x6 & 6x9





## LOCATIONS

### New York

#### Corporate Headquarters

612 Muncy Avenue • Lindenhurst, NY 11757  
P: 631.669.0700 • F: 631.669.0711

### Nicostone by Nicolock

200 Henry Street • Lindenhurst, NY 11757  
P: 631.669.0600 • F: 631.669.8052

### Albany

One Mustang Drive • Cohoes, NY 12047  
P: 518.888.2731 • F: 518.252.4937

### New Jersey

482 Houses Corner Rd • Sparta, NJ 07871  
P: 551.232.6443 • F: 973.425.5188

### New Jersey Design Center

620 Cedar Swamp Road • Jackson, NJ 08527  
P: 201.932.4550 • F: 732.960.9950

### New England

99 Stoddard Avenue • North Haven, CT 06473  
P: 203.234.2800 • F: 203.985.0381

### Massachusetts

241 Francis Avenue • Mansfield, MA 02048  
P: 508.298.2243 • F: 508.590.7678

### Maryland

8400 Progress Court • Frederick, MD 21701  
P: 301.620.0100 • F: 301.620.0007

### Delaware

1000 South Market Street • Wilmington, DE 19801  
P: 302.981.0986 • F: 302.691.4500

### Virginia

9135 Barricade Lane • Mechanicsville, VA 23116  
P: 571.332.3513 • F: 571.406.1251

