



**HARDSCAPE & LANDSCAPE ACCESSORIES**









<b>INTRODUCTION</b>	<b>02-07</b>
<b>JOINTING SAND</b>	<b>08-11</b>
<b>EDGING</b>	<b>12-13</b>
<b>ADHESIVES</b>	<b>14-17</b>
<b>CLEANERS</b>	<b>18-23</b>
<b>SEALERS</b>	<b>24-31</b>
<b>DIAMOND BLADES</b>	<b>32-35</b>
<b>FABRIC</b>	<b>36-43</b>
<b>GEOGRID</b>	<b>44-47</b>
<b>WALL SYSTEMS &amp; ENGINEERING</b>	<b>48-51</b>
<b>TURF ACCESSORIES</b>	<b>52-53</b>
<b>BASE REPLACEMENT</b>	<b>54-57</b>
<b>EROSION &amp; IRRIGATION</b>	<b>58-63</b>
<b>ACCESSORIES</b>	<b>64-67</b>
<b>ORDERING &amp; RESOURCES</b>	<b>68-83</b>



# ABOUT SRW PRODUCTS

## Welcome!

Over the past 30 plus years we've become leaders in the hardscape industry because we know it's people & partnerships that truly matter. We're family owned & operated by three generations & with that we have learned how hardscapes bring people together.

Our dealer-based company continues to thrive because of our team's commitment to helping your business succeed. Keeping to this goal, we have invested & continue to invest in fortifying our infrastructure, expanding our staff, manufacturing, production, & distribution centers to quickly respond to the needs of our customers from coast to coast.

Our success is partnered with yours. Our high-quality hardscape accessory products ensure the triumph of our partnership.

We provide so much more than products, because we believe in people & partnerships. Our Sales Team & Customer Service Team have formed long-lasting relationships by getting to know their customer's individual needs and providing customized solutions.

Our Product Management Team cannot be matched with their expertise in product knowledge & developing innovative products. We have created excellent educational materials. In addition, they are available to provide you with expert consultation.

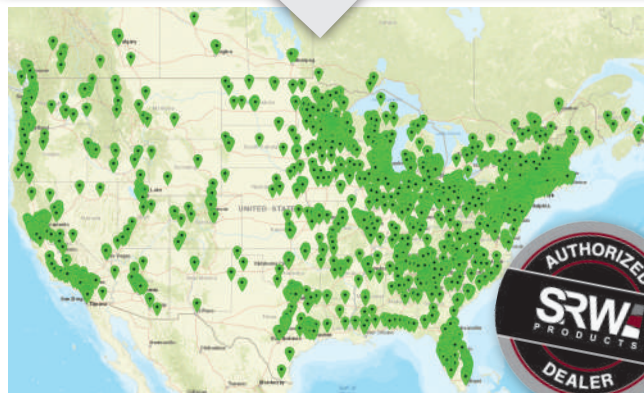
Our company continues to grow, & we remain both innovative & comprehensive in our product base. We appreciate your business & are especially grateful for future opportunities to partner with you.

At SRW Products we promise to continue to focus on our key priorities of PEOPLE, PRODUCTS & PARTNERSHIPS.



## DEALER NETWORK

Our products are available from leading hardscape suppliers across the United States & Canada. Over 4,700 dealers turn to SRW Products for the consistent quality & performance they have come to trust.



SRW Products Distribution - U.S. & Canada



**After all, we are SRW Products.  
No one does it better!**

David Orton, CEO



**JASON ORTON**

**V.P. of Sales & Marketing**

**Cell:** 763-350-3327

**Office:** 763-260-8715

**Email:** [jasonorton@srwproducts.com](mailto:jasonorton@srwproducts.com)



**TIM SANBORN**

**West Coast Sales Manager**

**Cell:** 763-203-2966

**Office:** 763-260-8713

**Email:** [timsanborn@srwproducts.com](mailto:timsanborn@srwproducts.com)



**DALE PERBIX**

**Central US Sales Manager**

**Cell:** 763-498-2775

**Office:** 763-260-8714

**Email:** [daleperbix@srwproducts.com](mailto:daleperbix@srwproducts.com)



**MICHAEL ANDERSON**

**East Coast Sales Manager**

**Cell:** 856-952-2007

**Office:** 856-244-7004

**Email:** [michaelanderson@srwproducts.com](mailto:michaelanderson@srwproducts.com)

**Visit [SRWProducts.com](https://www.srwproducts.com) to meet our full sales team.**



# LOCATIONS

## CORPORATE OFFICE

32005 126th Street  
PO Box 70  
Princeton, MN 55371

**Toll Free:** 800-752-9326

**Phone:** 763-389-2722

**Fax:** 763-389-2725



## WEST

*DISTRIBUTION CENTER*

4801 Feather River Blvd.  
Unit 4  
Oroville, CA 95965

**Phone:** 530-212-8272

## CENTRAL

*DISTRIBUTION CENTER*

32020 126th Street  
Princeton, MN 55371

**Phone:** 800-752-9326

## SOUTHEAST

*DISTRIBUTION CENTER*

2441 Hwy 123 East  
Toccoa, GA 30577

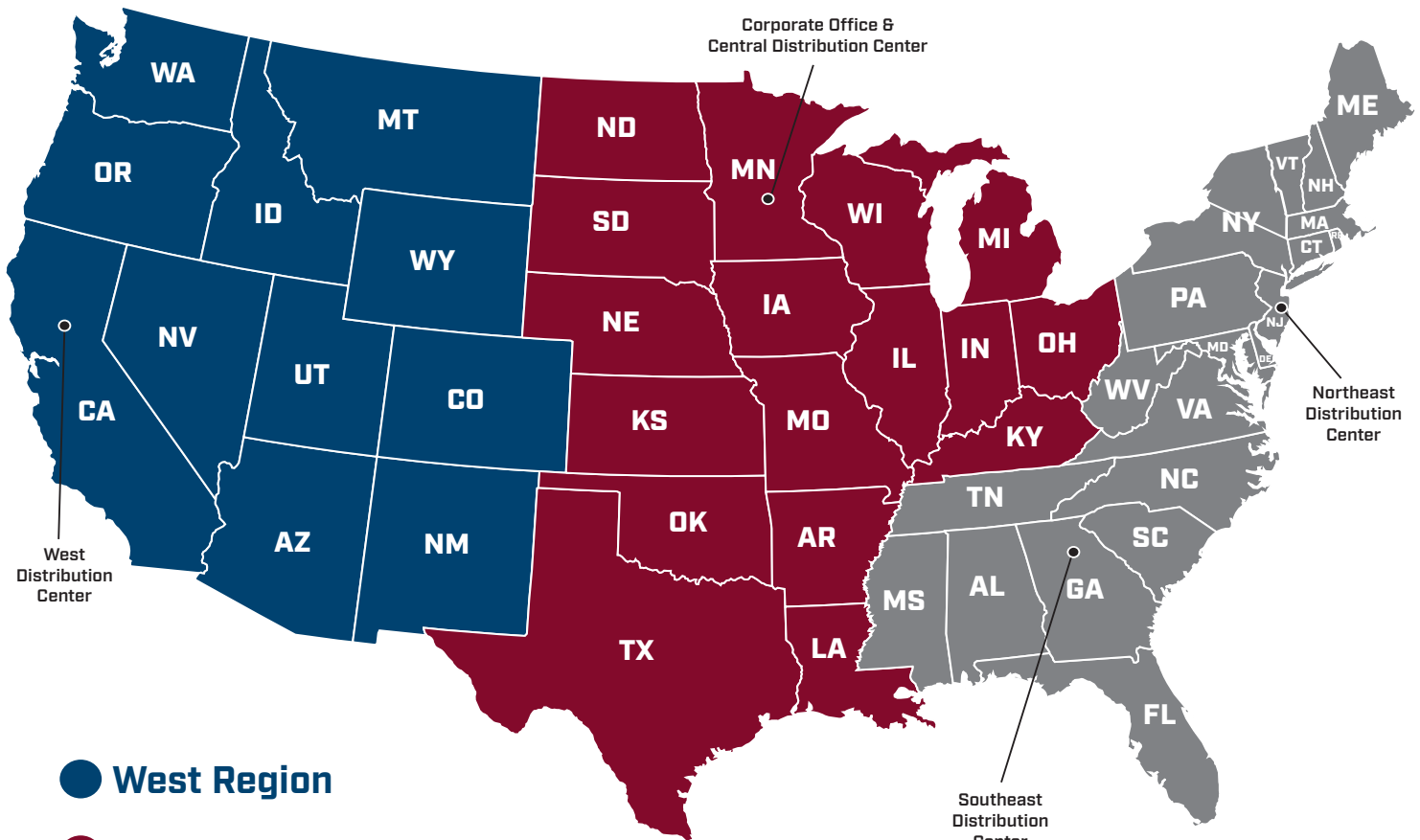
**Phone:** 762-204-1770

## NORTHEAST

*DISTRIBUTION CENTER*

Rt. 55 Industrial Center  
70 Sewell Street, Unit I  
Glassboro, NJ 08028

**Phone:** 856-244-7001



● **West Region**

● **Central Region**

● **East Region**

*Also serving Canada!*



# SEAMS RIGHT




## TURF ACCESSORIES



## Recommended Products For

# HYBRID OR TRADITIONAL BASE



### CRETE-RAIL™

Fiber reinforced concrete edging that provides rigid yet flexible support for hardscape projects.

Page 12



### PERMEABLE 350

An excellent choice for permeable paver systems where high strength & water flow are needed simultaneously.

Page 41



### WETLOK™

Air-curing jointing material for all types of paving projects with joints of 1/8" - 5".

Page 9



### SS5

Use to separate the leveling pad materials from the sub-base which increases strength.

Page 40



### PAVERMATE Z3™

Fill paver joints with polymeric sand to create strong, durable & long-lasting results.

Page 8



# JOINTING SAND

Check out our  
**WETLOK**  
 INSTALLATION VIDEO



## PAVERMATE Z3™



### FEATURES

- ▶ **Zero Haze:** Clear polymer technology, along with the removal of Portland, Fly Ash & Crushed Limestone (which are ingredients that cause hazing) set you up for a haze-free project.
- ▶ **Zero Dust:** Specially mixed to bind polymers & sand, reducing fines & creating a dust-free product.
- ▶ **Zero Problems:** Rain safe in just 10 minutes. Fastest set up time in the market helps with unforeseen weather.
- ▶ Fast Acting

### APPLICATION

- ▶ Concrete Pavers
- ▶ Driveways
- ▶ Pool Decks
- ▶ Patios & Walkways
- ▶ Concrete Overlays & Non-Overlays

### COVERAGE: 1/16" - 2"

- ▶ Narrow Joints: 55 - 75 sq. ft.
- ▶ Wide Joints: 20 - 30 sq. ft.

### AVAILABLE IN 5 COLORS

**TAN**

**GRANITE**

**BLACK**

**IVORY**

**BEIGE\***

*\*Region specific, ask your Territory Sales Representative for more information.*

See page 70 for ordering information



## SIMPLYTOUGH™



### FEATURES

- ▶ No Haze
- ▶ High Strength
- ▶ Easy Activation & Installation
- ▶ One sand for all your needs

### APPLICATION

- ▶ Porcelain Tile
- ▶ Concrete Pavers
- ▶ Natural Stone
- ▶ Patios & Walkways
- ▶ Pool Decks
- ▶ Concrete Overlays
- ▶ Driveways

### COVERAGE: 1/16" - 3/4"

- ▶ Narrow Joints: 55 - 75 sq. ft.
- ▶ Wide Joints: 25 - 35 sq. ft.

### AVAILABLE IN 2 COLORS

TAN

GRANITE

See page 70 for ordering information

## X-TREME™



### FEATURES

- ▶ Wide Joints
- ▶ No haze due to advanced polymer technology
- ▶ Strong, solid joints
- ▶ Long-lasting to prevent washout & weeds
- ▶ Rain safe in 20 minutes

### APPLICATION

- ▶ Wetcast
- ▶ Natural Stone
- ▶ Patios & Walkways
- ▶ Pool Decks

### COVERAGE: 1/16" - 6"

- ▶ Narrow Joints: 55 - 75 sq. ft.
- ▶ Wide Joints: 20 - 30 sq. ft.

### AVAILABLE IN 2 COLORS

TAN

GRANITE

See page 70 for ordering information

## WETLOK™



### FEATURES

- ▶ Can be installed in the rain
- ▶ Pre-mixed & ready to use
- ▶ Use for joints 1/8" - 5"
- ▶ Use with hybrid or traditional base
- ▶ Permeable
- ▶ Easy to use, simply brush into joints & settle with water
- ▶ Resists weeds & plant growth

### APPLICATION

- ▶ Light-Duty Residential Driveways **NEW**
- ▶ Porcelain **NEW**
- ▶ Concrete/Clay Pavers
- ▶ Patios & Walkways
- ▶ Natural Stone
- ▶ Pool Decks
- ▶ Wetcast
- ▶ Terracotta
- ▶ Installations with HexaBase™ & other base replacements

### COVERAGE: 1/8" - 5"

- ▶ One tub covers 45 - 65 sq. ft. with a 1/8" joint

### AVAILABLE IN 5 COLORS

BEACH **NEW**

PLATINUM **NEW**

TAN

GRANITE

BLACK

See page 70 for ordering information

**FAST ACTING**  
**EASY INSTALLATION**  
**WIDE JOINTS**  
**WEATHER PROOF**





# WEATHER Proof

NEW

BEACH

NEW

PLATINUM

TAN

GRANITE

BLACK



WetLok™ Applications Include:  
Pool Decks, Natural Stone, Wetcast, Terracotta, Concrete/  
Clay Pavers, Patios, Walkways, HexaBase™ installations,  
Porcelain & **Light-Duty Residential Driveways**





OUR  
**WETLOK™**  
LINE IS  
ABOUT TO GET  
**BETTER**



# EDGING

## CRETE-RAIL™



### FEATURES

- ▶ Fiber reinforced for maximum strength
- ▶ Fast Set Time
- ▶ Rigid yet flexible support
- ▶ Polymer-modified for long lasting performance
- ▶ Works better in cold climates

### APPLICATION

- ▶ Pavers & Permeable Pavers
- ▶ Natural Stone & Wetcast
- ▶ Open Graded Base
- ▶ Driveways, Paths & Patios
- ▶ Traditional & Hybrid Base

### COVERAGE

- ▶ One 50 lb. bag covers 13 - 17 linear feet

See page 70 for ordering information



### DON'T FORGET TO SECURE THE EDGE OF YOUR PAVER PROJECT WITH SPIKES.

Spikes should be placed every 1' on the paver rail & 4 - 6" when going around a curve.





## UNIVERSAL PAVER RAIL™



### FEATURES

- ▶ Permanent & invisible barrier between hardscapes & other landscape materials
- ▶ Product height 1 - 7/8"
- ▶ Best Universal Edging

### APPLICATION

- ▶ Straight & curved applications
- ▶ For use with spikes, staples or stakes

See page 70 for ordering information

## FLEX PAVER RAIL™



### FEATURES

- ▶ Can be applied on both straight & curved applications
- ▶ Product height 1 - 7/8"
- ▶ Most Flexible Option

### APPLICATION

- ▶ Straight & curved applications
- ▶ For use with spikes or staples

See page 70 for ordering information

## LOW PROFILE PAVER RAIL™



### FEATURES

- ▶ Can be installed against wetcast or natural stone to prevent shifting
- ▶ Product height 1 - 3/16"
- ▶ Ideal for Natural Stone

### APPLICATION

- ▶ Low profile applications
- ▶ For use with spikes, staples or stakes


See page 70 for ordering information



# FIBER-REINFORCED FOR MAXIMUM STRENGTH



# ADHESIVE



## FEATURES

- ▶ Instantly locks building materials in place
- ▶ Low Odor
- ▶ Interior/Exterior applications
- ▶ 10 minute working time
- ▶ Quick curing & non-corrosive
- ▶ V-notch nozzle
- ▶ Requires a caulking gun with a minimum 14:1 thrust ratio
- ▶ VOC Compliant

## APPLICATION

- ▶ Household Repairs
- ▶ Natural Stone
- ▶ Manufactured Stone
- ▶ Brick, Block, & Pavers
- ▶ Metals/Wood
- ▶ Glass & Ceramic Tile
- ▶ Veneers
- ▶ Dry Stack
- ▶ Masonry
- ▶ Outdoor Kitchens

## COVERAGE

- ▶ 210 linear inches

See page 70 for ordering information



Be sure the substrate can support the weight. To calculate the recommended amount of linear inches (cm) of adhesive needed, multiply the weight in lbs. (kg) by 2.33 (13.05).



## SUPERIOR STRENGTH SOLVENT-BASED™



### FEATURES

- ▶ Superior Strength & Longevity
- ▶ Works on wet or frozen surfaces
- ▶ High Temperature Compatible
- ▶ Extrudes down to 10°F
- ▶ Interior/Exterior applications
- ▶ VOC Compliant Option

### APPLICATION

- ▶ Retaining Walls
- ▶ Pavers/Block
- ▶ Natural Stone
- ▶ Metals/Wood
- ▶ Firepits
- ▶ Works on most common landscaping & construction materials

### COVERAGE

- ▶ 1/4" Bead: 10 oz 32 ft, 28 oz 89 ft
- ▶ 3/8" Bead: 10 oz 14 ft, 28 oz 35 ft

See page 70 for ordering information

## RAPID-SET POLYURETHANE™



### FEATURES

- ▶ 1 Hour Set Time
- ▶ Designed for construction & landscape projects
- ▶ Suitable for dry or damp surfaces
- ▶ High temperature compatible up to 400° F
- ▶ Interior/exterior applications
- ▶ Premium, long-lasting strength
- ▶ VOC Compliant

### APPLICATION

- ▶ Firepits
- ▶ Retaining Walls
- ▶ Pavers/Concrete
- ▶ Pool Copings
- ▶ Foam/Vinyl/PVC
- ▶ Brick
- ▶ Metals/Wood
- ▶ Natural Stone
- ▶ Non-porous Substrates
- ▶ Works on most common landscaping & construction materials

### COVERAGE

- ▶ 1/4" Bead: 10 oz 32 ft, 28 oz 89 ft
- ▶ 3/8" Bead: 10 oz 14 ft, 28 oz 35 ft

See page 70 for ordering information

## SF-8™ ADHESIVE



### FEATURES

- ▶ Fastest set-up time on the market
- ▶ Designed for construction & landscape projects
- ▶ High temperature compatible up to 250° F
- ▶ Interior/Exterior applications
- ▶ Premium long-lasting strength
- ▶ 1 can = 20+ traditional adhesive tubes with a 3/8" bead
- ▶ 8 - minute tack free

### APPLICATION

- ▶ Retaining Walls
- ▶ Pavers
- ▶ Concrete
- ▶ Natural Stone
- ▶ Brick
- ▶ Porcelain
- ▶ Steel/Metal
- ▶ Aluminum
- ▶ Vinyl/PVC
- ▶ Wood/Plywood
- ▶ Composite Materials
- ▶ Drywall

### COVERAGE

- ▶ 3/8" bead = 600 linear ft

See page 70 for ordering information



## DON'T FORGET A CAN OF CLEANER WHEN PURCHASING SF-8™ ADHESIVE & DISPENSER GUN.

Not only can the SF-8™ Cleaner be used to maintain the quality of the gun, it comes with an easy to use attached nozzle for quick jobsite cleanups.





- ▶ 18:1 Thrust Ratio
- ▶ Professional Grade
- ▶ Spout Cutter/Seal Puncture Tool
- ▶ Revolving Barrel/Zinc Handle
- ▶ Heavy-duty Welded Design
- ▶ Recommended for VIL Vertical Instant Lock™

See page 70 for ordering information

## STANDARD CAULKING GUN



- ▶ 10:1 Thrust Ratio
- ▶ Ladder Hook & Thumb Release
- ▶ Smooth Rod Cradle
- ▶ Heavy-duty Steel Construction

See page 70 for ordering information

## ECONOMY CAULKING GUN































































- ▶ 3:1 Thrust Ratio
- ▶ Non-Drip for Easy Cleanup
- ▶ Smooth Rod Cradle
- ▶ Heavy-duty Steel Construction

See page 70 for ordering information



## SURFACE APPLICATION

RETAINING WALLS	PAVERS/CONCRETE	POOL COPINGS	NATURAL STONE & VENEERS	MANUFACTURED STONE	BRICK	OUTDOOR KITCHEN	MASONRY	METALS	WOOD	FOAMBOARD	MOST PLASTICS	GLASS & MIRROR	CERAMIC TILE	FIRE PITS
-----------------	-----------------	--------------	-------------------------	--------------------	-------	-----------------	---------	--------	------	-----------	---------------	----------------	--------------	-----------

ADHESIVE	VERTICAL INSTANT LOCK*															
	SUPERIOR STRENGTH SOLVENT															
	RAPID-SET POLYURETHANE															
	SF-8 ADHESIVE															

*\*Always make sure at least one surface is porous. Always test in a small area. Check product label for interior/exterior use.*

## APPLICATION PATTERNS FOR OPTIMAL MOISTURE DRAINAGE\*

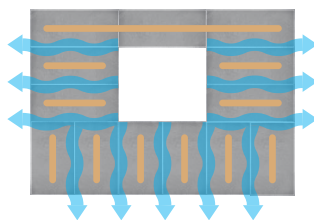
**For SF-8™ Adhesive, Superior  
Strength Solvent-Based™ Adhesive  
& Rapid-Set Polyurethane™  
Adhesive (See Fig. A & B)**

**For Vertical Instant Lock™ Adhesive  
(See Fig. C)**

*\*For illustrative purposes only*

**OPTIMAL WATER FLOW**  
for concrete overlay

### Against Building No Water Flow



Front & Side Edges  
**Optimal Water Flow**

Fig. A

**OPTIMAL WATER FLOW**  
*for retaining wall*



Fig. B

**OPTIMAL WATER FLOW**  
for vertical applications  
Top

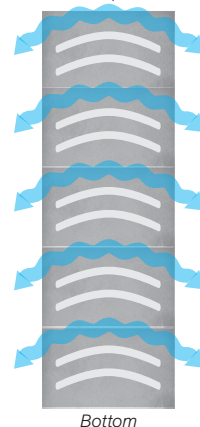


Fig. C



## STANDARD DISPENSER GUN



### FEATURES

- ▶ One piece plastic body
- ▶ Aluminum needle with brass tip
- ▶ Fully Adjustable Dial
- ▶ Turn adjustable dial clockwise to prevent release during transport or in storage

See page 70 for ordering information

## PREMIUM DISPENSER GUN



### FEATURES

- ▶ Teflon coated aluminum body
- ▶ Teflon coated brass tip
- ▶ Easy to clean off dried adhesive
- ▶ Fully Adjustable Dial
- ▶ Turn adjustable dial clockwise to prevent release during transport or in storage

See page 70 for ordering information

## SF-8™ CLEANER



### FEATURES

- ▶ Twists on the standard or premium dispenser gun for easy cleaning
- ▶ Includes spray nozzle for spot cleaning on the job site
- ▶ 16 oz can for extended use

See page 70 for ordering information



Follow #JustStickIt for more



# CLEANERS

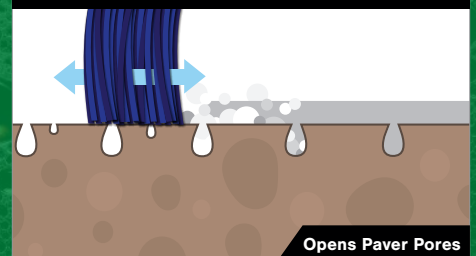
## CLEAN BEFORE SEALING FOR THE BEST BOND

Removing all surface stains is essential to getting the best looking seal. If needed, start by using one of the following to remove specific issues.

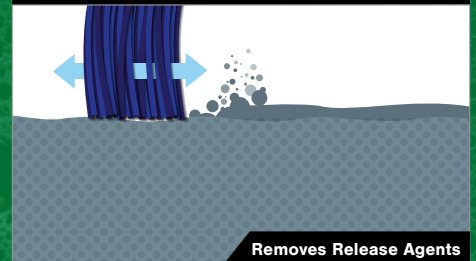
- ▶ **EF Efflorescence Remover™**
- ▶ **M<sup>3</sup>C Mold, Moss, & Mildew Cleaner™**
- ▶ **CDX Cleaner & Degreaser X-treme™**
- ▶ **RE Rust Eliminator™**
- ▶ **OC Organic Stain Cleaner™**

Whether or not you use one of the above spot cleaners SRW Products always recommends to use **PW Paver Wash™** or **DW Dual Wash™** prior to sealing a project.

### Prepares Surface



Opens Paver Pores



Removes Release Agents

### General Purpose Cleaners



Before



After

SRW  
PRODUCTS



HOW-TO'S



## PW PAVER WASH™



### FEATURES

- ▶ Opens surface pores for optimal sealer bond
- ▶ Removes polyhaze, efflorescence & ground-in dirt
- ▶ Restores original paver color
- ▶ Contains no muriatic acid or hydrochloric acid
- ▶ Ready to use; no diluting needed
- ▶ See chart on page 23

### APPLICATION

- ▶ Concrete Pavers
- ▶ Clay Pavers
- ▶ Block Retaining Wall

### COVERAGE

- ▶ Covers up to 200 sq. ft. per gallon

See page 71 for ordering information

## DW DUAL WASH™



### FEATURES

- ▶ Removes ground-in dirt, light grease & oil
- ▶ Easy to use, concentrated solution
- ▶ Contains no acid
- ▶ See chart on page 23

### APPLICATION

- ▶ Wetcast
- ▶ Granite/Quartz
- ▶ Marble/Travertine
- ▶ Limestone
- ▶ Bluestone/Sandstone

### COVERAGE

- ▶ Covers up to 200 sq. ft. per gallon

See page 71 for ordering information

## EF EFFLORESCENCE REMOVER™



### FEATURES

- ▶ Dissolves mineral deposits (efflorescence)
- ▶ Restores original surface color
- ▶ Contains no muriatic acid or hydrochloric acid
- ▶ Ready to use—no diluting needed
- ▶ See chart on page 23

### APPLICATION

- ▶ Concrete Pavers
- ▶ Clay Pavers
- ▶ Block Retaining Wall

### COVERAGE

- ▶ Covers up to 200 sq. ft. per gallon

See page 71 for ordering information



Before

After

# REVITALIZE

your project with  
**EF Efflorescence Remover™**

Available In 1 & 5 Gal





## M<sup>3</sup>C MOLD, MOSS & MILDEW CLEANER™



### FEATURES

- Breaks down mold, moss, mildew, lichen & algae
- Non-acidic, no-bleach formula
- No pressure washing, scrubbing or rinsing
- See chart on page 23

### APPLICATION

- Concrete Pavers
- Clay Pavers
- Wetcast
- Granite/Quartz
- Marble/Travertine
- Limestone
- Bluestone/Sandstone
- Block Retaining Wall
- Manufactured Stone
- Stamped Concrete
- Brick
- Shingles
- Asphalt
- Wood
- Vertical Applications

### COVERAGE

- Covers up to 2,200 sq. ft. per gallon of concentrate

See page 71 for ordering information

## M<sup>3</sup>C Mold, Moss, & Mildew Cleaner™

It's A  
**KILLER**  
Not A  
Cleaner





## CDX CLEANER & DEGREASER X-TREME™



### FEATURES

- ▶ Removes Oil, Grease, Tar, Gum, Rubber, & Paint
- ▶ Fast-acting concentrated formula
- ▶ Rinses clean with water
- ▶ See chart on page 23

### APPLICATION

- ▶ Concrete Pavers
- ▶ Clay Pavers
- ▶ Concrete Permeable Pavers
- ▶ Wetcast
- ▶ Granite/Quartz
- ▶ Marble/Travertine
- ▶ Limestone
- ▶ Bluestone/Sandstone
- ▶ Block Retaining Wall
- ▶ Manufactured Stone

### COVERAGE

- ▶ Coverage varies, spot treat as needed

See page 71 for ordering information

## RE RUST ELIMINATOR™



### FEATURES

- ▶ Removes rust & hard water stains
- ▶ Rinses clean with water
- ▶ Heavy-duty concentrated formula
- ▶ See chart on page 23

### APPLICATION

- ▶ Concrete Pavers
- ▶ Clay Pavers
- ▶ Granite/Quartz
- ▶ Bluestone/Sandstone
- ▶ Block Retaining Wall

### COVERAGE

- ▶ Coverage varies, spot treat as needed

See page 71 for ordering information

## OC ORGANIC STAIN CLEANER™



### FEATURES

- ▶ Breaks down organic stains from leaves, wood tannins, pine needles, acorns, fruit, wine, etc.
- ▶ Rinses clean with water
- ▶ See chart on page 23

### APPLICATION

- ▶ Concrete Pavers
- ▶ Clay Pavers
- ▶ Wetcast
- ▶ Granite/Quartz
- ▶ Marble/Travertine
- ▶ Limestone
- ▶ Bluestone/Sandstone
- ▶ Block Retaining Wall
- ▶ Manufactured Stone

### COVERAGE

- ▶ Coverage varies, spot treat as needed

See page 71 for ordering information

## USING A PRESSURE WASHER TO REMOVE STAINS

When using CDX Cleaner & Degreaser X-treme™ or OC Organic Stain Cleaner™ the pressure washer nozzle should start 6" away from the surface & move down until you see that stain being removed.

Typically, you will find that the most effective distance ends up being 1-1.5" from the surface. A 15 degree nozzle (yellow) will work best.



## XY XYLENE SOLVENT™



### FEATURES

- ▶ Thins & dissolves acrylic sealers
- ▶ Fast-Acting Solvent
- ▶ Aids in cleanup of tools
- ▶ Removes Unwanted Overspray
- ▶ Removes trapped moisture in most film-forming sealers
- ▶ See chart on page 23

### APPLICATION

- ▶ Concrete Pavers
- ▶ Wetcast
- ▶ Granite/Quartz
- ▶ Marble/Travertine
- ▶ Limestone
- ▶ Block Retaining Wall
- ▶ Manufactured Stone
- ▶ Stamped Concrete

### COVERAGE

- ▶ Covers up to 200 sq. ft. per gallon

See page 71 for ordering information

## SS SEALER STRIPPER™



### FEATURES

- ▶ Aids in removal of sealing & curing compounds
- ▶ Industrial Strength
- ▶ Graffiti/Dry Fog Paints
- ▶ Tile/Carpet Adhesive
- ▶ Biodegradable
- ▶ See chart on page 23

### APPLICATION

- ▶ Concrete Pavers
- ▶ Clay Pavers
- ▶ Concrete Permeable Pavers
- ▶ Wetcast
- ▶ Granite/Quartz
- ▶ Marble/Travertine
- ▶ Limestone
- ▶ Bluestone/Sandstone
- ▶ Block Retaining Wall

### COVERAGE

- ▶ Covers up to 200 sq. ft. per gallon

See page 71 for ordering information



## X-TREME CLEANING POWER



### GREASE STAINS

Apply, let soak & pressure wash off



### GUM

Let soak & hit with pressure washer



### TAR STAINS

Simply wipe right off with CDX & a rag



Why

# XY XYLENE SOLVENT™?



Use XY Xylene Solvent to soften the original sealer to allow the new sealer to bond.

If the project was originally sealed with one of the following sealers:

*LGX Low Gloss X-treme™*  
*HGX High Gloss X-treme™*  
*PRX Paver Restore X-treme™*  
*DG Dual Guard™*  
*HG High Gloss™*

You can revitalize the project by spraying *XY Xylene Solvent™* & back rolling the surface just prior to recoating the original sealer used.

CLEANERS

GEGRID: CROSS REFERENCE CHART

SRW		STRATA		SYNTEEN		MIRAFI		TENSAR		CARTHAGE		VERSA-LOK		GEOSTAR	
Series	LTDS	Stratagrid®	LTDS	SF	LTDS	Miragrid®	LTDS	MSE/HS	LTDS	GX®	LTDS	VersaGrid	LTDS	GeoGrid	LTDS
Universal	688	—	—	—	—	—	—	—	—	—	—	—	—	MG100	963
3 Series	1161	SG150	939	SF20	1161	2XT	1202	UX 1100	1450	SF20	1161	—	—	HP100	1155
5 Series	2064	SG200	1919	SF35	2064	3XT	2104	UX 1400	1760	SF35	2064	VG3	2064	HP200	2057
7 Series	2867	SG350	2666	SF55	2867	5XT	2826	UX1500	2860	SF55	2867	VG5	2867	HP300	2862
8 Series	3555	SG500	3412	SF65	3555	7XT	3547	UX1600	3620	SF65	3555	—	—	—	—
9 Series	4329	SG550	4346	SF80	4329	8XT	4449	UX1700	4390	SF80	4329	VG8	4329	HP500	4404
10 Series	5160	SG650	5332	SF90	5160	—	—	UX1800	5080	SF90	5160	—	—	—	—
11 Series	5906	SG700	6292	SF110	5906	10XT	5712	—	—	SF110	5906	—	—	HP700	5929

SRW Roadbase Geogrids are also available. Call for quote and individual specs.

These cross-reference tables are for comparison only. This information has been obtained from the manufacturers' literature or website. It is the users' responsibility to verify this is the most current information. All final geogrid/construction comparisons should be determined by a licensed design engineer.



WE'VE MADE IT  
**Simple**

## THREE COMPREHENSIVE SEALER LINES

Yep, it's **SIMPLE**. We proudly offer the most **STREAMLINED** & comprehensive sealer products in the industry. With only 3 sealer lines we still provide the **BEST** solutions for a wide variety of finish preferences & hardscape surfaces.

SEALERS

PAVER SEAL



PREMIUM SEAL



SPECIALTY SEAL





## PS PENETRATING™



### FEATURES

- ▶ Invisible/Natural-look finish
- ▶ Water-based
- ▶ CARB Compliant
- ▶ Minimizes salt & freeze/thaw damage
- ▶ Interior/Exterior Applications
- ▶ Makes paver maintenance easier
- ▶ See chart on page 31

### APPLICATION

- ▶ Concrete Pavers
- ▶ Clay Pavers
- ▶ Concrete Permeable Pavers
- ▶ Block Retaining Wall
- ▶ Manufactured Stone

### COVERAGE

- ▶ Covers up to 200 sq. ft. per gallon

See page 71 for ordering information

**PAVER SEAL**

## LG LOW GLOSS™



### FEATURES

- ▶ Low-gloss finish, color-enhancing
- ▶ Water-based
- ▶ Stabilizes joint sand from washout, weeds & ants
- ▶ Minimizes salt & freeze/thaw damage
- ▶ Provides UV Protection
- ▶ Interior/Exterior Applications
- ▶ See chart on page 31

### APPLICATION

- ▶ Concrete Pavers
- ▶ Marble/Travertine
- ▶ Limestone
- ▶ Block Retaining Wall
- ▶ Manufactured Stone

### COVERAGE

- ▶ Covers up to 150 sq. ft. per gallon

See page 71 for ordering information

**PAVER SEAL**

## HG HIGH GLOSS™



### FEATURES

- ▶ High-gloss, wet-look finish
- ▶ Water-based
- ▶ Minimizes salt & freeze/thaw damage
- ▶ Provides UV protection
- ▶ Stabilizes joint sand from washout, weeds & ants
- ▶ Color Enhancing
- ▶ Exterior Applications
- ▶ See chart on page 31

### APPLICATION

- ▶ Concrete Pavers
- ▶ Marble/Travertine
- ▶ Limestone
- ▶ Block Retaining Wall
- ▶ Manufactured Stone

### COVERAGE

- ▶ Covers up to 150 sq. ft. per gallon

See page 71 for ordering information

**PAVER SEAL**



### PREVENT DAMAGE FROM:

- ▶ Salt/Acid Rain
- ▶ Pool Chemicals
- ▶ Color Fade
- ▶ Surface Erosion
- ▶ Deep Staining
- ▶ Freeze/Thaw

In the images shown on the right, you can see how unsealed pavers allow moisture & contaminants to seep into the surface. SRW Products sealed paver beads the salt water on the surface so it can be brushed or easily cleaned from the surface.



Sealed with SRW Products Penetrating sealers



## PSX PENETRATING X-TREME™



### FEATURES

- ▶ Invisible/Natural-look finish
- ▶ Water-based
- ▶ Ideal for high traffic areas
- ▶ Minimizes salt & freeze/thaw damage
- ▶ Interior/Exterior Applications
- ▶ VOC Compliant
- ▶ See chart on page 31

### APPLICATION

- ▶ Concrete Pavers
- ▶ Clay Pavers
- ▶ Concrete Permeable Pavers
- ▶ Wetcast
- ▶ Block Retaining Walls
- ▶ Manufactured Stone

### COVERAGE

- ▶ Covers up to 200 sq. ft. per gallon

See page 71 for ordering information

**PREMIUM SEAL**

## LGX LOW GLOSS X-TREME™



### FEATURES

- ▶ Low-gloss finish
- ▶ Solvent-based
- ▶ High Color Enhancement
- ▶ Minimizes salt & freeze/thaw damage
- ▶ Provides UV Protection
- ▶ Ideal for high traffic areas
- ▶ VOC Compliant
- ▶ See chart on page 31

### APPLICATION

- ▶ Concrete Pavers
- ▶ Concrete Permeable Pavers
- ▶ Wetcast
- ▶ Granite/Quartz
- ▶ Marble/Travertine
- ▶ Limestone
- ▶ Manufactured Stone
- ▶ Stamped Concretes

### COVERAGE

- ▶ Covers up to 250 sq. ft. per gallon

See page 71 for ordering information

**PREMIUM SEAL**

## HGX HIGH GLOSS X-TREME™



### FEATURES

- ▶ High-gloss, wet-look finish
- ▶ Solvent-based
- ▶ Minimizes salt & freeze/thaw damage
- ▶ Provides UV Protection
- ▶ Ideal for high traffic areas
- ▶ Color Enhancing
- ▶ VOC Compliant
- ▶ See chart on page 31

### APPLICATION

- ▶ Concrete Pavers
- ▶ Concrete Permeable Pavers
- ▶ Wetcast
- ▶ Granite/Quartz
- ▶ Marble/Travertine
- ▶ Limestone
- ▶ Manufactured Stone
- ▶ Stamped Concrete

### COVERAGE

- ▶ Covers up to 250 sq. ft. per gallon

See page 71 for ordering information

**PREMIUM SEAL**



### PRIOR TO SEALING A SURFACE

Whether using a penetrating sealer or a film forming sealer, SRW Products strongly recommends a **two** person **two** step application.

**1**

#### PERSON ONE:

Spray the sealer to ensure an even coat.

**2**

#### PERSON TWO:

Roll the surface with one of our select silt foam rollers to ensure sealer is evenly distributed & does not pool in the joints or texture of the material in which it is applied.



**DG DUAL GUARD™**



#### FEATURES

- ▶ 2 levels of long-lasting protection in 1 easy step
- ▶ Solvent-based
- ▶ High-gloss, wet-look finish
- ▶ Acrylic/Siloxane Blend
- ▶ Commercial/Industrial Strength
- ▶ Provides penetrating protection from environmental damage
- ▶ VOC Compliant
- ▶ See chart on page 31

#### APPLICATION

- ▶ Concrete Pavers
- ▶ Concrete Permeable Pavers
- ▶ Wetcast
- ▶ Granite/Quartz
- ▶ Marble/Travertine
- ▶ Limestone
- ▶ Block Retaining Wall
- ▶ Manufactured Stone
- ▶ Stamped Concrete

#### COVERAGE

- ▶ Covers up to 250 sq. ft. per gallon

See page 71 for ordering information

**PREMIUM SEAL**

# Choose from **THREE FINISHES to PROTECT & RESTORE.**

## WET LOOK

High Gloss sealers provide protection with a wet look.

LOOK FOR:  
**HG or HGX**

## COLOR ENHANCING

Low Gloss sealers provide a color enhancing sheen.

LOOK FOR:  
**LG or LGX**

## NATURAL LOOK

Penetrating sealers create an invisible protective barrier.

LOOK FOR:  
**PS or PSX**



## PRX PAVER RESTORE X-TREME™



### FEATURES

- ▶ Solvent-based
- ▶ Restores faded pavers with color reviving technology
- ▶ Adds rich color to older pavers
- ▶ High-gloss, wet-look, restoring pigmented sealer
- ▶ Highly durable, long lasting protection for extreme conditions
- ▶ VOC Compliant
- ▶ See chart on page 31

### APPLICATION

- ▶ Concrete Pavers
- ▶ Concrete Permeable Pavers
- ▶ Granite/Quartz
- ▶ Marble/Travertine
- ▶ Limestone
- ▶ Exposed Aggregate Concrete

### COVERAGE

- ▶ Covers up to 250 sq. ft. per gallon

See page 71 for ordering information

**SPECIALTY SEAL**

## SGX STAIN GUARD X-TREME™



### FEATURES

- ▶ Water-based
- ▶ Protects against stains from chemicals, grease & oil
- ▶ Minimizes salt & freeze/thaw damage
- ▶ Invisible/Natural-look finish
- ▶ Ideal for driveways & commercial applications
- ▶ See chart on page 31

### APPLICATION

- ▶ Concrete Pavers
- ▶ Clay Pavers
- ▶ Concrete Permeable Pavers
- ▶ Wetcast
- ▶ Block Retaining Wall

### COVERAGE

- ▶ Covers up to 200 sq. ft. per gallon

See page 71 for ordering information

**SPECIALTY SEAL**

## JS JOINT STABILIZER™



### FEATURES

- ▶ Water-based
- ▶ Joint widths up to 3/4"
- ▶ 2-in-1: seals surface & stabilizes joints
- ▶ Eliminates Joint Washout
- ▶ Reduces weeds & ant infestation
- ▶ Natural-look/Matte finish
- ▶ Resists moss, mold & mildew growth
- ▶ Residential & Commercial
- ▶ See chart on page 31

### APPLICATION

- ▶ Concrete Pavers
- ▶ Wetcast

### COVERAGE

- ▶ Seals & stabilizes standard joints: Covers up to 80 -120 sq. ft. per gallon
- ▶ Cured polymeric sand: Covers up to 125 sq. ft. per gallon

See page 72 for ordering information

**SPECIALTY SEAL**



VS



## SRW PRODUCTS CLEANERS VS. PRESSURE WASHING

*SRW Products Cleaners* opens the pores of your pavers allowing sealers to bond & penetrate better. Cleaners also help to remove construction debris & dust as well as efflorescence.

*Pressure Washing without a cleaner* drives dirt deeper into the pores leaving the potential for reduced bonding of the sealer.



## CG COUNTER GUARD™



### FEATURES

- ▶ Solvent-based
- ▶ Invisible/Natural-look finish
- ▶ Oil wipes right off
- ▶ Protects surfaces from staining due to water, oils, grease, wine, coffee, foods & more
- ▶ See chart on page 31

### APPLICATION

- ▶ Wetcast
- ▶ Granite/Quartz
- ▶ Marble/Travertine
- ▶ Limestone
- ▶ Bluestone/Sandstone
- ▶ Block Retaining Wall
- ▶ Manufactured Stone

### COVERAGE

- ▶ Covers up to 75 sq. ft. per quart

See page 72 for ordering information

**SPECIALTY SEAL**

## S-PS PENETRATING™



### FEATURES

- ▶ Solvent-based
- ▶ Invisible/Natural-look finish
- ▶ Protects surface from staining
- ▶ Ideal for outdoor applications
- ▶ Minimizes salt & freeze/thaw damage
- ▶ VOC Compliant
- ▶ See chart on page 31

### APPLICATION

- ▶ Concrete Pavers
- ▶ Clay Pavers
- ▶ Concrete Permeable Pavers
- ▶ Wetcast
- ▶ Granite/Quartz
- ▶ Marble/Travertine
- ▶ Limestone
- ▶ Bluestone/Sandstone
- ▶ Block Retaining Wall
- ▶ Manufactured Stone

### COVERAGE

- ▶ Covers up to 200 sq. ft. per gallon

See page 72 for ordering information

**SPECIALTY SEAL**

## HEAVY-DUTY CONSTRUCTION SPRAYER



### FEATURES

- ▶ Use with SRW Product Sealers
- ▶ Galvanized Steel
- ▶ Can handle up to 35% solids
- ▶ Ideal for commercial applications

### APPLICATION

- ▶ Works well with all SRW Products sealers.

See page 72 for ordering information



### DON'T FORGET

Our Heavy-Duty Construction Sprayer can be used for **ALL** SRW Products Sealers.



## SRW SLIT FOAM ROLLER™



### FEATURES

- ▶ Applies SRW Products sealers evenly
- ▶ Works great on textured surfaces
- ▶ Remains spongy & will not compress

### APPLICATION

- ▶ Designed for use with any SRW Products water-based sealers.

See page 72 for ordering information

## SRW SLIT FOAM ROLLER X-TREME™



### FEATURES

- ▶ Applies SRW Products sealers evenly
- ▶ Works great on textured surfaces
- ▶ Remains spongy & will not compress

### APPLICATION

- ▶ Designed for use with solvent-based products. Also works well with all SRW Products sealers.

See page 72 for ordering information

## SR SLIP-RESIST™



### FEATURES

- ▶ Add this polypropylene aggregate to an SRW Products film-forming sealer to create a textured surface
- ▶ Improves slip resistance
- ▶ Adds invisible grip
- ▶ Can be used with all SRW Products film-forming sealers
- ▶ 1:1 ratio; 1 pouch per 1gal

### APPLICATION

- ▶ **Specialty Seal:** PRX
- ▶ **Premium Seal:** LGX, LGX VOC, HGX, HGX VOC, DG, DG VOC
- ▶ **Paver Seal:** LG, HG

See page 72 for ordering information
















































































## BACK ROLLING SEALERS

When spraying sealer onto pavers, back rolling will prevent the unwanted pooling of sealer on your project.























































 SURFACE APPLICATION		CONCRETE PAVERS	CLAY PAVERS	CONCRETE PERMEABLE PAVERS	WETCAST	GRANITE/QUARTZ	MARBLE/TRAVERTINE	LIMESTONE	BLUESTONE/SANDSTONE	BLOCK RETAINING WALLS	MANUFACTURED STONE	STAMPED CONCRETE	SEALER CATEGORY
---	--	-----------------	-------------	---------------------------	---------	----------------	-------------------	-----------	---------------------	-----------------------	--------------------	------------------	-----------------

SEALERS	PS PENETRATING												PAVER SEAL
	LG LOW GLOSS												
	HG HIGH GLOSS												
	PSX PENETRATING X-TREME												PREMIUM SEAL
	LGX LOW GLOSS X-TREME												
	HGX HIGH GLOSS X-TREME												
	DG DUAL GUARD												
	PRX PAVR RESTORE X-TREME												SPECIALTY SEAL
	SGX STAIN GUARD X-TREME												
	JS JOINT STABILIZER												
	CG COUNTER GUARD												
	S-PS PENETRATING												

Always test a small area. Check product label for interior/exterior use. Refer to surface material manufacturer's recommendations on whether or not to seal.

 SPECS/ACCESSORIES		COVERAGE UP TO ____ SQ. FT.	WATER BASED	SOLVENT BASED	PIGMENTED	SLIT FOAM ROLLER	SLIT FOAM ROLLER X-TREME	SLIP RESIST COMPATIBLE	HEAVY-DUTY CONSTRUCTION SPRAYER	SEALER CATEGORY
---	--	-----------------------------	-------------	---------------	-----------	------------------	--------------------------	------------------------	---------------------------------	-----------------

SEALERS	PS PENETRATING	200 SQ.FT./GAL								PAVER SEAL
	LG LOW GLOSS	150 SQ.FT./GAL								
	HG HIGH GLOSS	150 SQ.FT./GAL								
	PSX PENETRATING X-TREME	200 SQ.FT./GAL								PREMIUM SEAL
	LGX LOW GLOSS X-TREME	250 SQ.FT./GAL								
	HGX HIGH GLOSS X-TREME	250 SQ.FT./GAL								
	DG DUAL GUARD	250 SQ.FT./GAL								
	PRX PAVR RESTORE X-TREME	250 SQ.FT./GAL								SPECIALTY SEAL
	SGX STAIN GUARD X-TREME	200 SQ.FT./GAL								
	JS JOINT STABILIZER	120 SQ.FT./GAL								
	CG COUNTER GUARD	75 SQ.FT./QT								
	S-PS PENETRATING	200 SQ.FT./GAL								

Coverage may vary depending on surface and application. Refer to product label for full usage instructions.



# DIAMOND BLADES

*Our General Purpose*

# 9" BLADES

**FOR THE GROWING  
INDUSTRY OF  
ELECTRIC TOOLS**

**NOW** stocking general purpose 9" blades that can be used on **ANY** 9" electric saw on the market.



**DON'T SEE THE BLADE YOU NEED?  
SIMPLY ASK.**

We're here to help! Call us at 800.752.9326



## Segments with Key-Hole Slots

1

Key-hole slots are a feature on segmented style blades. They help to reduce core temps by circulating air around segments. Different widths of key-hole slots are used to control heat in different applications. Segmented blades are the industry standard for blades designed to cut a wide variety of materials.

2

## Alt. Drop Segments with U-Hole Slots

Special alternating segments with taller profiles to protect against undercut while cutting asphalt & other abrasive materials. This premium feature is typically combined with wider u-slots to help lower blade temperatures, further extending the blade life.

3

## Alt. Turbo Segments with Key-Hole Slots

This serrated edge is designed to give the blade faster cutting speeds while maintaining a smooth cut. This feature generally allows premium blades to cut slightly harder materials with longer blade life. Key-hole slots are also added to control core temperatures.

4

## Angled Alt. Turbo Segments with Angled Key-Hole Slots

A feature of SRW All Purpose Blades, this style of alternating turbo segment clears debris & slurry from the cut faster, making the blade suitable for a wider range of materials. Angled key-hole slots compliment the turbo segments by further reducing segment temperatures to reduce the risk of glazing.

# DIAMOND BLADE SEGMENT STYLE GUIDE

5

## Alt. Turbo Segments with Angled U-slots

Combining alternating turbo segments with wide angled u-slots helps the blade handle a wider range of materials without overheating the segments or core. This combination helps to ensure best blade lifespan.

6

## Segmented Turbo Rim

Designed for hard materials, every segment of this style blade is a turbo segment. This allows the blade to use softer bonds for faster cutting, while keeping core heat lower to resist distortion.

7

## Turbo Crown

This saw tooth segment is designed to provide high speed cutting through faster debris removal, cooler blade temps, & the taller turbo crown segments offering a long lasting professional finish with smoother cuts.

8

## Continuous Turbo Rim

Continuous turbo rim allows for higher RPM's without overheating the blade core & "glazing" the diamonds. For safety, MAX RPM ratings should be strictly followed.



## GENERAL PURPOSE BLADES



### FEATURES

- ▶ Specifically engineered for use with a variety of general purpose cutting conditions
- ▶ Standard & premium options available

### APPLICATIONS

- ▶ Brick/Clay
- ▶ Cured Concrete
- ▶ Sandstone
- ▶ Limestone
- ▶ Travertine
- ▶ Retaining Wall Block
- ▶ Concrete Block
- ▶ Reinforced Concrete with Wire Mesh

### SEGMENT STYLE GUIDE NUMBER & BLADE SIZE

- ▶ **Style 1:** 4", 4.5", 7", 9", 10", 12", 14"
- ▶ **Style 3 & 7:** 14"
- ▶ **Style 6:** 9"
- ▶ **Style 8:** 4.5", 7"

See page 33 for Segment guide information  
See page 72 for ordering information

## ALL PURPOSE BLADES



### FEATURES

- ▶ Designed to cut a variety of materials from concrete & asphalt to stone
- ▶ Standard & premium options available
- ▶ Can be used on a wide variety of materials

### APPLICATIONS

- ▶ Brick/Clay
- ▶ Asphalt
- ▶ Sandstone
- ▶ Limestone
- ▶ Travertine
- ▶ Retaining Wall Block
- ▶ Concrete Block
- ▶ Reinforced Concrete with Wire Mesh/Rebar
- ▶ Green/Cured Concrete

### SEGMENT STYLE GUIDE NUMBER & BLADE SIZE

- ▶ **Style 4 & 5:** 14"

See page 33 for Segment guide information  
See page 72 for ordering information

## ABRASIVE MATERIAL BLADES



### FEATURES

- ▶ Designed for cutting abrasive materials that wear away most blades quickly
- ▶ Premium blade for long-term reliability
- ▶ For use on even the most abrasive materials

### APPLICATIONS

- ▶ Asphalt
- ▶ Green Concrete (12 hours or less)

### SEGMENT STYLE GUIDE NUMBER & BLADE SIZE

- ▶ **Style 2:** 14"

See page 33 for Segment guide information  
See page 72 for ordering information

SRW <sup>®</sup> PRODUCTS		SURFACE APPLICATION													
		NATURAL STONE	CONCRETE PAVERS	CLAY PAVERS	WETCAST	MANUFACTURED STONE	BLOCK RETAINING WALLS	HIGH PSI CONCRETE (5000 OR HIGHER)	REBAR REINFORCED CONCRETE	WIRE MESH REINFORCED CONCRETE	GREEN CONCRETE (12 HRS OR LESS)	GREEN CONCRETE (20 HRS OR MORE)	CURED CONCRETE	ASPHALT	PORCELAIN
BLADES	GENERAL PURPOSE														
	ALL PURPOSE														
	ABRASIVE MATERIAL														
	HARD MATERIAL														



## HARD MATERIAL BLADES



### FEATURES

- ▶ Designed to provide fast cutting with minimal spalling
- ▶ Standard & premium options available
- ▶ Specifically engineered for use with a variety of general purpose cutting conditions

### APPLICATIONS

- ▶ Cured Concrete
- ▶ Granite
- ▶ Bluestone
- ▶ Wetcast
- ▶ Pavers
- ▶ Natural Stone
- ▶ Reinforced Concrete with Wire Mesh/Rebar
- ▶ Porcelain\*

### SEGMENT STYLE GUIDE NUMBER & BLADE SIZE

- ▶ **Style 3:** 14"
- ▶ **Style 6:** 12", 14"
- ▶ **Style 8:** 4.5", 14"

*\*BPPB blades are the only hard material blades designed to cut porcelain*

*See page 33 for Segment guide information  
See page 73 for ordering information*

## 4.5" SINGLE TURBO CUP WHEEL



### FEATURES

- ▶ Single turbo style for increased grinding speed. Ideal for removing material in high spots.

*See page 73 for ordering information*

## 4.5" DOUBLE TURBO CUP WHEEL



### FEATURES

- ▶ Double turbo style for faster/more aggressive grinding & added diamonds/segments for longer life.

*See page 73 for ordering information*

# 16.5" GENERAL PURPOSE BLADE

**ALTERNATING TURBO  
SEGMENTED WITH  
U-CHANNEL**

**PREMIUM GRADE**

**#BGPQ 165**

**Max RPM: 3,700**

**SPECIALTY  
DIAMOND BLADE**  
**SPECIALTY SOUND  
ABSORBING CORE**  
CAN CUT MOST  
HARD MATERIALS!





# CHOOSE YOUR FABRIC

## GENERAL LANDSCAPE SPUNBOND

PRIMARY USE	BENEFITS
Planters	Water Flow
Under Rock/Mulch	Easy to cut & install
French Drains	Puncture Resistant
Drainfields	High-Strength
	Permeable for Water & Nutrients

## WEED CONTROL POLYSPUN

PRIMARY USE	BENEFITS
Weed Control	Weed Barrier
Under Rock/Mulch	Easy to Install
	Permeable for Water & Nutrients

## PREMIUM LANDSCAPE WOVEN/NON-WOVEN

PRIMARY USE	BENEFITS
Landscape Beds	High-Strength Woven
Gardens	Can Be Left Exposed
Patios	Planting Stripes
Sidewalks	Weed Control
	Non-Woven Permeability
	High-UV Protection
	Permeable for Water & Nutrients

## GROUND COVER WOVEN

PRIMARY USE	BENEFITS
Landscape Beds	High-Strength Woven
Nursery	High-UV Protection
Farming	Can Be Left Exposed
Gardens	Planting Stripes
Patios	Weed Control
Sidewalks	Permeable

## STABILIZATION & SEPARATION WOVEN

PRIMARY USE	BENEFITS
All Paver Projects	High-Strength
Roads	Project Longevity
Driveways	Puncture Resistant
Retaining Wall Base	Permeable
	Reduce Base Material
	Won't Rot or Mildew
	High Water Flow*

\*Only applies to PE350 Fabric

## NON-WOVEN NEEDLE PUNCH

PRIMARY USE	BENEFITS
Drainage	High-Water Flow
Filtration	Soil Separation
General Landscaping	Promotes Healthy Vegetation

PRIMARY USE	BENEFITS
Rip-Rap	High-Water Flow
Erosion Control	High-Strength
Stabilization/ Separation	Prevents Soil Erosion

# FABRICS



## GENERAL LANDSCAPE

**MOST  
POPULAR**



### FEATURES

- ▶ 20 - 30 year fabric grade options
- ▶ Most popular fabric line
- ▶ Excellent water flow/permittivity
- ▶ Easy to cut, Easy to use
- ▶ Puncture & tear resistant
- ▶ Weed Control
- ▶ Commercial Grade
- ▶ Strength & Versatility

### APPLICATION


- ▶ Behind Retaining Walls
- ▶ French Drains/Drainfields
- ▶ Gardens/Planters
- ▶ General Landscaping

### ROLL SIZES OPTIONS

- ▶ **SB2:** 3', 4', 6', 12'
- ▶ **SB3:** 3', 4', 6', 8', 12'
- ▶ **Silver:** 3', 4', 6'
- ▶ **Silver Elite:** 3', 4', 6', 9', 12', 15'

See page 73 for ordering information

## SPUNBOND



## WEED CONTROL



### FEATURES

- ▶ 15 - 30 year fabric grade options
- ▶ Highest Quality Fabric
- ▶ Creates a Weed Barrier
- ▶ Allows air, water & nutrients to pass through
- ▶ Promotes healthy plants by reducing weed growth
- ▶ Point-Bonded Non-Woven

### APPLICATION


- ▶ Underlayment for Mulch & Decorative Rock
- ▶ Gardens & Landscapes
- ▶ Separation

### ROLL SIZES OPTIONS

- ▶ **PS1.5:** 3'
- ▶ **PS2:** 3', 4', 6', 8'
- ▶ **PS3:** 3', 4', 6', 8', 12'

See page 74 for ordering information

## POLYSPUN



## PREMIUM LANDSCAPE



### FEATURES

- ▶ Strength of a woven, permittivity of a non-woven
- ▶ Convenient sizes in folded widths
- ▶ Colored planting stripes make spacing quick & easy
- ▶ Retains moisture for plant health
- ▶ Weed Control

### APPLICATION

- ▶ Soil/Landscape Stabilization
- ▶ Weed Barrier Under Landscape Beds, Gardens, Decks, Patios & Sidewalks

### ROLL SIZES OPTIONS

- ▶ **Pro Plus IV™:** 3', 4', 6', 12'
- ▶ **Pro Plus V™:** 3', 4', 5', 6', 8', 12'

See page 74 for ordering information

## WOVEN/ NON-WOVEN





## GROUND COVER



### FEATURES

- ▶ Highest UV resistance
- ▶ Convenient size in folded width
- ▶ Planting stripes make spacing easier
- ▶ Can be left exposed
- ▶ Weed Control

### APPLICATION


- ▶ Greenhouse, Nurseries
- ▶ Garden Paths
- ▶ Patios
- ▶ Sidewalks

### ROLL SIZES OPTIONS

- ▶ **GC3™**: 3', 4', 6', 10', 12', 15'
- ▶ **GC Pro™**: 3', 4', 6', 10', 12', 15.5'

See page 74 for ordering information

## WOVEN



GC3™

GC PRO™

# What's *NEW* in FABRICS?

← We've got the *ground covered* with this new category

## OUR BOXES HAVE BLOSSOMED!

Helping customers decide what product they need.



## LOOKING FRESH

New look to our labels with the same great product

*OLD*

*NEW*



**DON'T FORGET, LANDSCAPE FABRIC WORKS BEST WHEN LAID COMPLETELY FLAT & SECURED PROPERLY WITH STAPLES.**

SRW Products offers quality 11 gauge staples in 4", 6", & 8" lengths. We also offer 6" round top Irrigation Staples to secure your drip irrigation.

Staples help secure overlapping area, to not separate during install.





## NON-WOVEN



### FEATURES

- ▶ Up to 8 oz. options
- ▶ Allows high water flow
- ▶ Soil-separation for added stability
- ▶ High-strength/dimensionally stable
- ▶ Rot & Mildew Resistant

### APPLICATION


- ▶ Erosion Control
- ▶ Stabilization/Separation/Reinforcement

### ROLL SIZES OPTIONS

- ▶ **LS3™**: 3', 4', 6', 9', 12'
- ▶ **NW4 & NW4.5**: 3', 4', 6', 12.5', 15'
- ▶ **NW6**: 6', 10', 12.5', 15'
- ▶ **EC8™**: 6', 12.5', 15'

See page 74 - 75 for ordering information

## NEEDLE-PUNCHED



LS3™ | FILTRATION FABRIC



NW4, NW4.5, & NW6 | DRAINAGE/FILTRATION FABRIC



EC8™ | EROSION CONTROL FABRIC

GEOTEXTILE SPECIFICATIONS			NON-WOVEN FABRICS				WOVEN FABRICS	
PROPERTIES	TEST	UNITS	NW4	NW4.5	NW6	EC8	SS5	SS6
Weight (typical)	D5261	oz/sq yd	4	4.5	6	8	4	6
Grab Tensile Strength	D4632	lbs	100	120	160	205	200	315
Grab Elongation	D4632	%	50	50	50	50	15	15
Trap-Tear Strength	D4533	lbs	45	50	60	80	75	120
CBR Puncture	D6241	lbs	300	340	410	535	700	900
Water Flow Rate	D4491	gpm/ft²	140	135	110	95	5	4
Permittivity	D4491	1/sec	2	1.7	1.5	1.4	.05	.05
UV Resistance (500 hr)	D4355	%	70	70	70	70	70	70
Apparent Opening Size	D4751	US Sieve	70	70	70	80	40	40

Specifications current at the time of printing. Call SRW Products 800-752-9326 for inquiries.



SS5



### FEATURES

- ▶ Meets most DOT specs
- ▶ Convenient sizes in folded widths
- ▶ Improves long-term performance of projects
- ▶ Excellent puncture & tear resistance
- ▶ Can reduce amount of base materials needed

### APPLICATION

- ▶ Stabilize paver projects/underlayment
- ▶ Separation between subsoil & base
- ▶ Base reinforcement for roads, driveways & sidewalks
- ▶ Works great in structural support for retaining wall base

### ROLL SIZES OPTIONS

- ▶ **SS5:** 4', 6', 12.5', 15', 17.5'

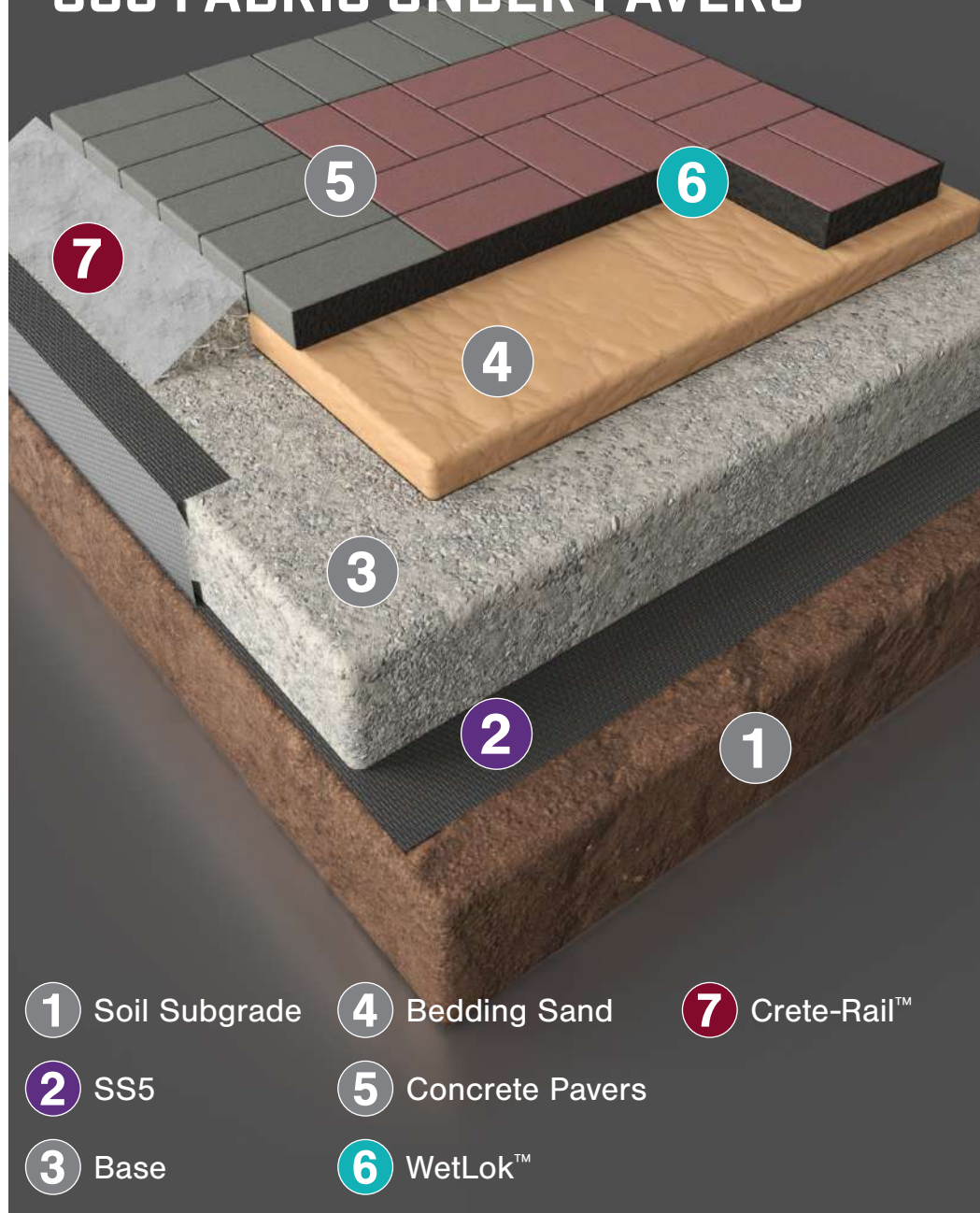
See page 75 for ordering information

**WOVEN**



SS5

## TYPICAL INSTALLATION OF SS5 FABRIC UNDER PAVERS



- |                 |                   |               |
|-----------------|-------------------|---------------|
| ① Soil Subgrade | ④ Bedding Sand    | ⑦ Crete-Rail™ |
| ② SS5           | ⑤ Concrete Pavers |               |
| ③ Base          | ⑥ WetLok™         |               |



**These 12.5' & up rolls are folded before rolling for easier storage & display as smaller more compact rolls.**



## PERMEABLE 350™



### FEATURES

- ▶ Improves long-term performance of projects
- ▶ Excellent puncture & tear resistance
- ▶ High Strength
- ▶ Great Water Flow
- ▶ Stabilization/Separation/Reinforcement

### APPLICATION

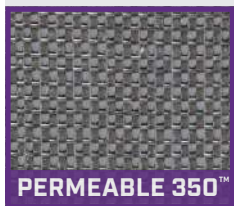
- ▶ Permeable Paver Projects
- ▶ Base reinforcement for roads, driveways & sidewalks
- ▶ Hybrid Base

### ROLL SIZES OPTIONS


- ▶ Permeable 350™: 6.25', 12.5'

See page 75 for ordering information

## WOVEN



# FABRIC FOR PERMEABLE INSTALLATIONS INCLUDING HYBRID GRADED BASE



- |                               |                   |
|-------------------------------|-------------------|
| 1 Soil Subgrade               | 6 Small Gravel    |
| 2 Permeable 350™              | 7 Concrete Pavers |
| 3 Underdrain<br>(as required) | 8 Crete-Rail™     |
| 4 Large Gravel                | 9 Pavermate Z3™   |
| 5 Medium Gravel               |                   |



# Construction Rolls

SRW Products proudly offers many options of woven and non-woven construction sized fabric rolls.

## ROLL SIZES OPTIONS

### NON-WOVEN

- ▶ **NW4:** 12.5'x360', 15'x360'
- ▶ **NW4.5:** 12.5'x360', 15'x360'
- ▶ **NW6:** 12.5'x360', 15'x300'
- ▶ **NW7:** 15'x300'
- ▶ **EC8™:** 12.5'x360', 15'x300'
- ▶ **NW10:** 12.5'x360', 15'x300'
- ▶ **NW12:** 12.5'x360', 15'x300'
- ▶ **NW16:** 12.5'x360', 15'x150', 15'x300'

### WOVEN

- ▶ **SS5:** 12.5'x432', 15'x360', 17.5'x309'
- ▶ **SS6:** 12.5'x360', 15'x300', 17.5'x258'
- ▶ **SRW 270HP™:** 15'x300'
- ▶ **SRW 370HP™:** 15'x300'
- ▶ **SRW 570HP™:** 15'x300'
- ▶ **SRW MM402™:** 12'x300'
- ▶ **SRW MM403™:** 15'x300'
- ▶ **SRW MM700™:** 12'x300'

See page 75 - 76 for ordering information



## NON-WOVEN

### GOOD FOR:

- ▶ *Heavy rip-rap/boulder retaining walls*
- ▶ *Separation for roads*
- ▶ *Slope reinforcement*
- ▶ *Shoreline erosion control*
- ▶ *Landfill*



BOULDER RETAINING WALLS



POND UNDERLAYMENT



DRAINAGE & FILTRATION



HEAVY RIP-RAP

## WOVEN

### GOOD FOR:

- ▶ *Embankment Stabilization*
- ▶ *Roads & railways support*
- ▶ *Structural support for retaining walls*
- ▶ *Land reclamation*
- ▶ *Separation, Stabilization, & Reinforce*



SEPARATION FOR ROADS



SERVICE ROADS



ROAD SUPPORT



STABILIZATION FOR RET. WALL FOOTING

## FOR DOT SPECIFIC FABRIC

Contact your Territory Sales Representative



# GEOGRID

## Avoid Failed Walls

### WHAT IS GEOGRID?

Retaining wall Geogrid adds strength to retaining walls by reinforcing the soil behind the retaining wall block, like rebar reinforces concrete, making that reinforced soil part of the weight & mass of the retaining wall. If your wall is tall enough to need geogrid, which may not be very tall depending upon site configuration & soil type, it is extremely important to use the proper geogrid & amount of geogrid to avoid wall failure.



WITH **NO** GEOGRID INSTALLED



WITH PROPER GEOGRID INSTALLED



## RETAINING WALL



### FEATURES

- ▶ Adds strength & longevity to retaining walls & steep slopes
- ▶ Easy-to-handle roll sizes
- ▶ Helps prevent premature wall failure
- ▶ Adds strength & longevity to retaining walls
- ▶ Provides excellent load transfers

### APPLICATION

- ▶ Retaining Walls
- ▶ Steep Slopes


### ROLL SIZES OPTIONS

- ▶ **Universal:** 3', 4', 6'
- ▶ **3 Series:** 4', 6', 12'
- ▶ **7-10 Series:** 6', 12'

See page 76 for ordering information

# HTS HARDSCAPE

## TECHNICAL SERVICES



### THE PROS GUIDE

The "missing link" for planning, designing, installing, & obtaining Stamped Engineering



### STAMPED ENGINEERING

Save Big! Stamped Engineering for retaining walls for under \$600 & in as little as 7 days.



### FREE PRELIMINARY DESIGN

Let HTS take the guesswork out of preparing estimations for retaining wall materials.



GEOGRID

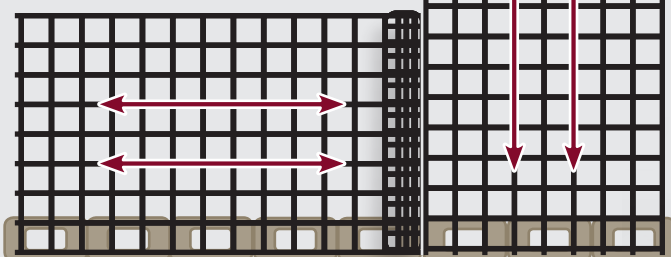


## INSTALLING DIFFERENT GEOGRID TYPES

### Bi-Directional (Universal & 3 Series)

Can be rolled out either perpendicular or parallel to the wall.

**Note:** Follow the proper installation.  
**Never overlap Geogrid in retaining walls.**




Bi-Directional Installation Example: parallel or perpendicular to wall



### Uni-Directional (5-11 Series)

Must be rolled out perpendicular to the wall.




Uni-Directional Installation Example: perpendicular to wall





## SAMPLE ROAD BASE GRID PLACEMENT

During installation for the Road Base Geogrid the grid should be placed in the direction of travel. Road Base Geogrid needs to overlap at least 6". If the grid does not lay flat, use staples.



## ROAD BASE



### FEATURES

- ▶ Provides excellent stress transfer on roadway projects
- ▶ Aids in even distribution of load weight & preventing shifting of base material to extend the life of the road
- ▶ Stabilizes Road Base
- ▶ Provides excellent stress transfer
- ▶ Prevents deterioration/shifting of base material
- ▶ Increases Road Life-span

### APPLICATION

- ▶ Sub-Grade Stabilization
- ▶ Soft Soils Under Embankments

### ROLL SIZES OPTIONS

- ▶ **Type 1:** 12.9' x246'
- ▶ **Type 2:** 12.9' x164'
- ▶ **3D Grid T:** 12.9' x246'
- ▶ **3D Grid HT:** 12.9' x246'
- ▶ **3D Grid XL:** 12.9' x164'

See page 76 for ordering information

# FACT VS MYTH





1

## ADHESIVE

Use to adhere retaining wall caps. Use Rapid-Set Polyurethane™ Adhesive for great results.

Page 15

1



2

## NW4.5

Use as separation at the top of the wall to prevent soil migration into the drainage aggregate.

Page 39

2



4

## WALL DRAIN PRO®

A simple, more effective wall drain that is visually pleasing.

Page 48

3



4

## GEOGRID

Stabilize retaining walls, preventing wall failure & increasing life span.

Page 45

4



4

## SS5

Use to separate base from sub-soil while increasing reinforcement of project.

Page 40

5



5



# WALL SYSTEMS & ENGINEERING

## WALL DRAIN PRO®



### FEATURES

- ▶ A simpler & more effective wall drain
- ▶ Visually Pleasing Design
- ▶ Improves Water Drainage
- ▶ No round cuts needed for cylindrical style drains
- ▶ Easy to cut for different sized blocks

### APPLICATION

- ▶ Retaining Walls
- ▶ Free Standing Walls

### AVAILABLE IN

**BLACK**

**TAN**

**GRAY**

See page 77 for ordering information



### WALL DRAIN PRO® & FREE STANDING WALLS

When you have a free standing wall, use two of the Wall Drain Pro® faces, allowing water to drain off patio through the wall.





## EARTHWORKS™



### FEATURES

- ▶ Works on standard concrete block
- ▶ Creates a mechanical connection with geogrid
- ▶ Saves Time & Money
- ▶ Provides Strength & Longevity
- ▶ Easy to use & install
- ▶ Works on any size wall

### APPLICATION

- ▶ Retaining Walls

See page 77 for ordering information

## SLEEVE-IT®



### FEATURES

- ▶ Integrates stable fence footings into the support structure of a segmental retaining wall (SRW)
- ▶ Maximizes Land Use
- ▶ Stackable & Portable
- ▶ Easy to Install
- ▶ Made with recycled material
- ▶ Code compliant: IBC 1015.2, IBC 1607.8.1, & ASCE 7 4.5.1.

### APPLICATION

- ▶ Retaining Walls

See page 77 for ordering information

## AMERICAN WICK DRAIN




### FEATURES

- ▶ Reduce & redirect subsurface water
- ▶ Reduce subsurface foundation hydrostatic pressure
- ▶ Moisture retention for green roofs
- ▶ Creates continuous flow path to designated drainage exits
- ▶ **Multiple Options of drainage board available:** Contact SRW Product Territory Sales Representative to request a quote

### APPLICATION

- ▶ Blindside Walls
- ▶ Foundation Walls
- ▶ Green Roof & Planters
- ▶ Retaining Walls
- ▶ Drainage for Sports Fields

See page 77 for ordering information



## AMERICAN WICK DRAIN

American Wick Drain allows water to flow [permeable] while catching/holding the base/backfill material in place & provides a continuous flow path to designated drainage exits.





# FREE PRELIMINARY DESIGNS

## GET STARTED TODAY

1. Download a form from our website:



2. Email completed form to  
CustomerService@SRWProducts.com

## PRELIMINARY DESIGN FORM NOTES:

- ▶ If the project is simple & just cross sections are required, we may be able to get enough information over the phone
- ▶ For more complex site configurations, a sketch or grading plans may be needed
- ▶ If a material estimate is desired, a more complete sketch or grading plan will be needed

*Interested in more ways we can help?  
Ask us about Stamped Engineering for under \$600!*



## TAKE THE GUESSWORK OUT OF RETAINING WALL ESTIMATES.

Use our **FREE** preliminary wall design service to prepare accurate retaining wall estimations using SRW Products. Preliminary designs can be performed with **OVER 70** different types of retaining wall units.

**Preliminary Design**

**Free Preliminary Designs Include:**

- ▶ Exposed/total height designs
- ▶ Installation guidelines
- ▶ Material estimates

**Preliminary Design Form**



## STAMPED WALL ENGINEERING

IN AS LITTLE AS 7 DAYS!

STAMPED  
UNDER  
\$600  
ENGINEERING

Design Table  
Stamped  
by Engineer

Letter  
Stamped  
by Engineer



Building codes often require a building permit & structural wall design prepared by a qualified engineer for retaining walls as short as 2' in exposed height. Requirements will vary but Hardscape Technical Solutions makes this process quick & easy!

### FEATURES

- ▶ The Pros Guide shows how to plan, estimate materials & build quality retaining walls 8 feet & under. This step-by-step guide makes it easy for you & your customers to achieve stamped engineering for under \$600.
- ▶ Order yours today through your Territory Sales Representative

See page 77 - 78 for ordering information



To Find out more  
& connect with our  
engineers visit:  
[hardscapetech.com](http://hardscapetech.com)

GEOGRID

#### STEP 1: PLANNING WALLS

A. The total height of the wall section is equal to the number of courses.

Example: 8 ft wall = 8 courses

#### STEP 2: PLANNING WALLS

A. The number of footing retaining wall units equals the total height of the wall (8 ft wall = 8 units).

#### STEP 3: PLANNING WALLS

A. The total height of the wall section is equal to the number of courses.

Example: 8 ft wall = 8 courses

#### STEP 4: SUB-ANCHOR

A. Divide the number of courses (8 ft wall = 8) by 7 to determine the number of 18 in. cubes of SPPF Product® adhesive required.

8 / 7 = 1.14 → 1 cube

#### STEP 5: LEVELING MATERIALS

A. Making the base level of the wall section by 1.5 to determine the number of cubic feet.

Example: 8 ft wall = 1.5 x 8 = 12 cubic feet

#### STEP 6: BRIDGE AGGREGATE

A. Multiply the base level of wall section (12 cubic feet) by 1.4 to find the cubic feet of bridge aggregate and use 17" material.

12 x 1.4 = 16.8 → 17 cubic feet

#### STEP 7: SPPF SUB-ANCHORING

A. The total height of the wall section equals the total height of SPPF SSS sub-anchoring material.

Example: 8 ft wall = 8 units

#### DESIGN TABLES

Tables for retaining wall design, including material requirements and calculations.

#### INSTALLATION

Diagram showing the installation of retaining wall units, including footing, leveling material, and aggregate.

PLANNING

DESIGN TABLES

INSTALLATION

Stamped engineering is available for the retaining wall blocks featured in The Pros Guide. Refer to the Pros Guide for more information on walls that will qualify for Stamped Engineering with HTS. \*May apply to walls that are 8 feet & under.

**WE CREATE PRELIMINARY DESIGNS FOR HUNDREDS OF DIFFERENT BLOCKS.**



**TURF ACCESSORIES**

**ALL  
NEW**  
*Category!*



## TURF NAILS



**NEW**

### FEATURES

- ▶ 5" 40D Smooth Bright Steel Nail: Rusting starts in soil to secure turf better
- ▶ 6" 60D Spiral Galvanized Steel Nail: Resistant to rust making turf maintenance easier
- ▶ Commercial & Residential use
- ▶ Suitable for all soil types
- ▶ More durable than cheap alternatives that bend on installation

### APPLICATION

- ▶ Turf
- ▶ Multi-use: Secure Edging, Tents & More

See page 78 for ordering information

## SEAMS RIGHT™ TAPE



**NEW**

### FEATURES

- ▶ High tensile & shear strength
- ▶ Specially designed for use with Seams Right™ Turf Adhesive
- ▶ Commercial & Residential use

### APPLICATION

- ▶ Synthetic Turf
- ▶ Putting Greens
- ▶ Pet Areas
- ▶ Playgrounds
- ▶ Landscaping

### ROLL SIZES OPTIONS

- ▶ 6" x100', 12" x50', 12" x100'

See page 78 for ordering information

## SEAMS RIGHT™ TURF ADHESIVE



**NEW**

### FEATURES

- ▶ High-Viscosity Formula
- ▶ Moisture Curing
- ▶ Weather Resistant
- ▶ Fast Setting
- ▶ Interior/Exterior
- ▶ VOC Compliant

### APPLICATION

- ▶ Synthetic Turf
- ▶ Putting Greens
- ▶ Pet Areas
- ▶ Playgrounds
- ▶ Landscaping

See page 78 for ordering information

These Turf  
accessories  
will *seam*  
your turf the  
*right way.*





# BASE REINFORCEMENT

## WHY HEXABASE™?



### STORMWATER MANAGEMENT

Most parking lot designs will require a detention/retention ponds for stormwater management. **HexaBase™ could remove the need for additional water mitigation**, saving you time & money.



### LESS MAINTENANCE

**Keep cart paths looking pristine at a golf course.** Avoid sealcoating an asphalt parking lot every three years. Stop potholes & mud issues in a small business lot.



### HIDDEN FUNCTIONALITY

Create an extra parking spot at your house with the appearance of grass. **Hide a required fire apparatus lane with a stabilized grass route.**



### COST SAVINGS

**No cost for paving material.** Much less stormwater management required. Reduced ground maintenance. Lower chance for pavers settling, requiring new polymeric sand.





## FEATURES

- ▶ Save time and money on excavation, fill material, & long term maintenance costs
- ▶ 100% permeable: will not trap moisture like similar foam-based products
- ▶ Interlocking panels make a custom-sized base reinforcement
- ▶ Follows & conforms to standard guidelines for paver installations
- ▶ Designed to be used with traditional edging & concrete edging
- ▶ Resistant to flexing during freeze/thaw cycles
- ▶ Dimensions: 19.75" x 19.75" x 1.9" to cover 2.7 sq. ft.

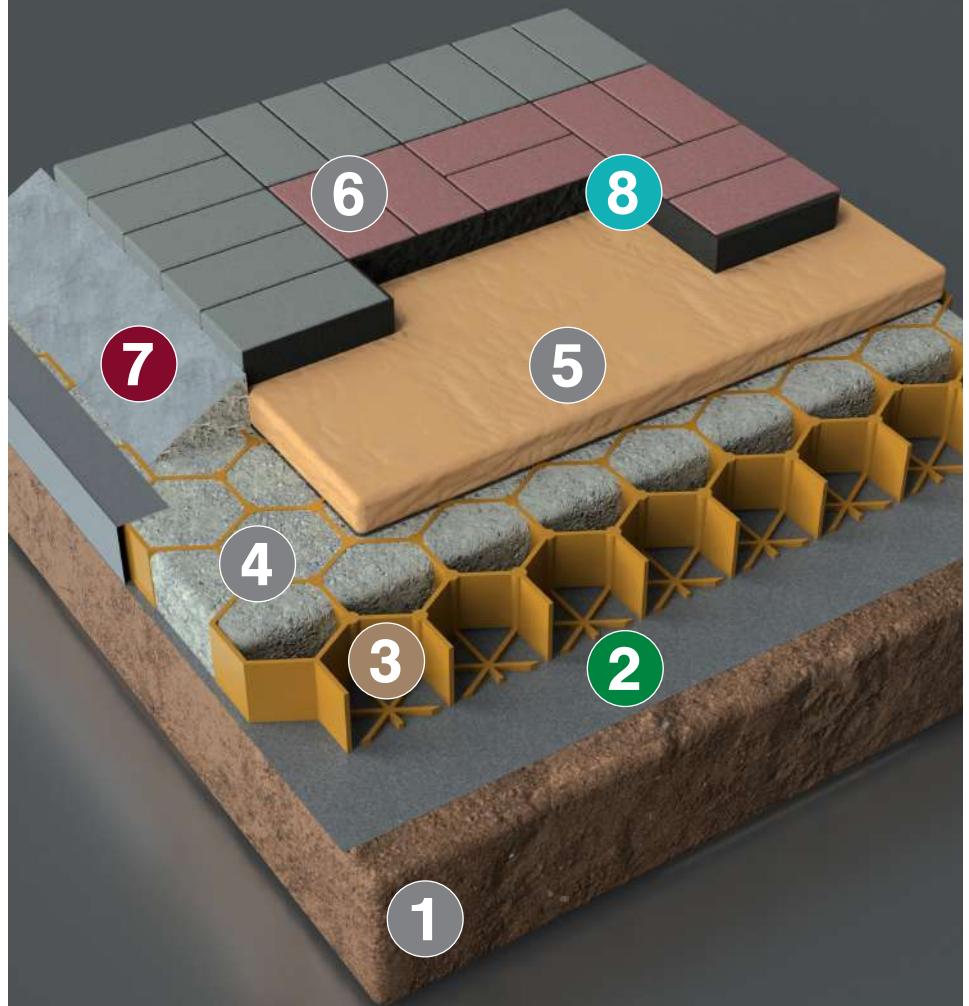
## APPLICATION

- ▶ Standard Paver Installations
- ▶ Overflow Parking Area
- ▶ Grass/Gravel Driveways
- ▶ Golf Course Cart Paths
- ▶ Fire Access Lanes
- ▶ Barn Floor Erosion Control
- ▶ Hiking Trail Slope Stabilization
- ▶ Feedlot Erosion Control

See page 78 for ordering information

## INTERLOCKING BASE REINFORCEMENT

# BASE REPLACEMENT SYSTEM



1 Soil Subgrade

2 SB3

3 HexaBase™

4 Base

5 1" Bedding Sand

6 Concrete Pavers

7 Crete-Rail™

8 WetLok™





MAKE IT *LAST* WITH  
***ULTRA DRIVE 3D™***





## FEATURES

- ▶ Follows & conforms to standard guidelines for paver installation process
- ▶ **Reduces base excavation & fill up to 50%\* in poor base soil**
- ▶ Significantly reduce the effects of freeze/thaw cycles on paver driveways
- ▶ Installs easily, no special procedures needed
- ▶ Strongest driveway grid in the market

## APPLICATION

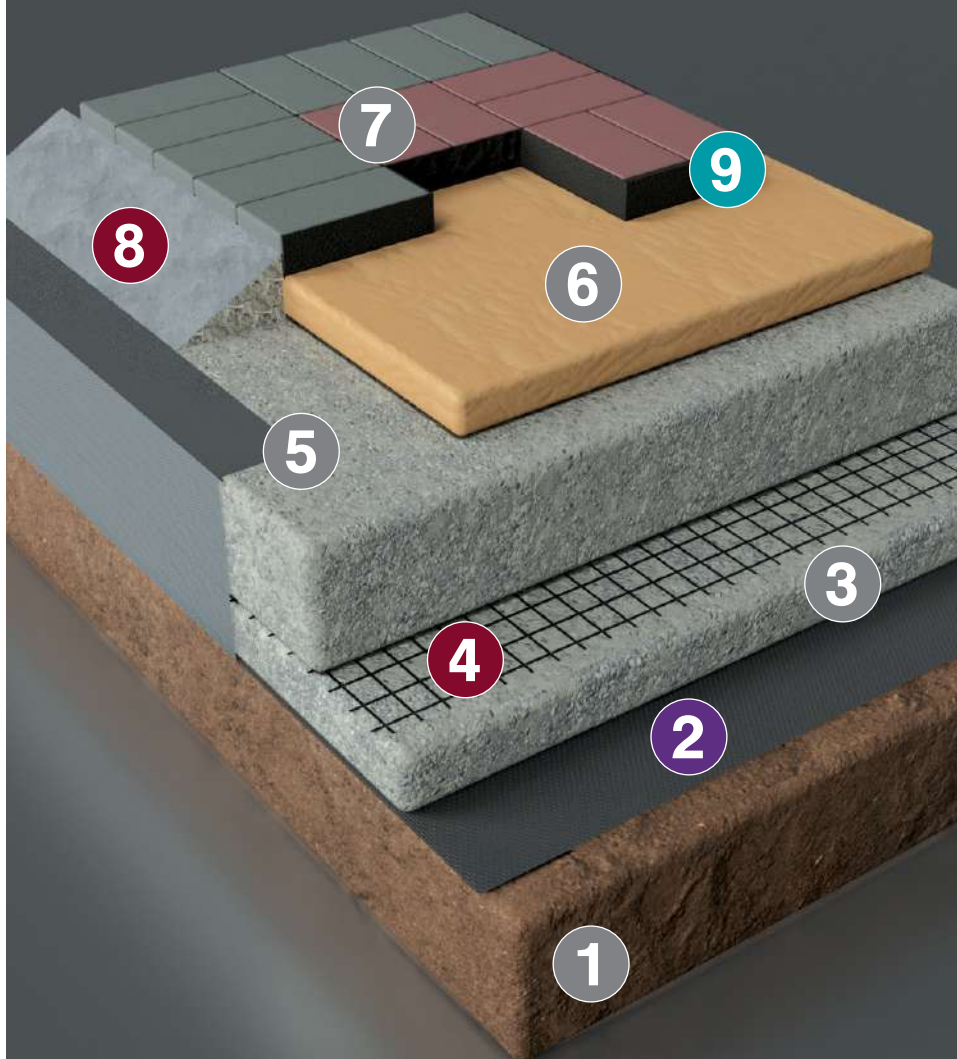
- ▶ Paver Driveways
- ▶ Asphalt Driveways
- ▶ Concrete Driveways
- ▶ Hybrid Installations

*\*Base reduction may vary depending on location/area & soil quality*

*See page 78 for ordering information*

## THREE-DIMENSIONAL DRIVEWAY GRID

# DRIVEWAY GRID SYSTEM



- |                        |                   |
|------------------------|-------------------|
| ① Soil Subgrade        | ⑥ 1" Bedding Sand |
| ② SS5                  | ⑦ Concrete Pavers |
| ③ 1" Base Uncompacted  | ⑧ Crete-Rail™     |
| ④ Ultra Drive 3D™ Grid | ⑨ Pavermate Z3™   |
| ⑤ Base 50% Reduced     |                   |

\*No less than 6" on overall base



# EROSION & IRRIGATION

## STRAW BLANKETS



### FEATURES

- ▶ Single or double sided-options
- ▶ Weed-Free Straw
- ▶ Erosion control up to one year
- ▶ Serves as a mulching layer
- ▶ Natural or Synthetic Net

### APPLICATIONS

- ▶ **Single Sided:** 3:1 Slope
- ▶ **Double Sided:** 2:1 Slope
- ▶ Cover Septic Systems
- ▶ Highway Slopes
- ▶ Embankments
- ▶ Shoreline Stabilization

### ROLL SIZES OPTIONS

- ▶ **Single Sided:** 4', 8'
- ▶ **Double Sided:** 8'

See page 78 for ordering information



## DON'T FORGET, WHEN PURCHASING EROSION CONTROL BLANKETS TO INCLUDE THE ACCESSORIES

Along with our industry leading fabric & blankets, we also have all the necessary accessories to go with them. We've got you covered with staples & staple setters.



## EXCELSIOR BLANKET



### FEATURES

- ▶ 100% Aspen Wood
- ▶ Natural or Synthetic Net
- ▶ Erosion control up to 12 months

### APPLICATIONS

- ▶ Erosion Control Slopes
- ▶ Cover Septic Systems
- ▶ Highway Slopes
- ▶ Embankments
- ▶ Shoreline Stabilization

See page 78 for ordering information

## COCONUT/STRAW BLANKETS



### FEATURES

- ▶ 100% coconut, or straw & coconut mix options
- ▶ Erosion control up to 36 months
- ▶ Serves as a mulching layer
- ▶ Natural or Synthetic Net

### APPLICATIONS

- ▶ Erosion Control Slopes
- ▶ **Double Sided 30% Coconut/ 70% Straw:** 2:1 Slope
- ▶ **Double Sided 100% Coconut:** 1:1 Slope
- ▶ Cover Septic Systems
- ▶ Highway Slopes
- ▶ Embankments
- ▶ Shoreline Stabilization

See page 78 for ordering information

## TURF REINFORCEMENT MAT



### FEATURES

- ▶ Provide excellent protection for seeds & newly sprouted grasses or plants
- ▶ Erosion control greater than 36 months
- ▶ Turf reinforcement for more severe slope applications

### APPLICATIONS

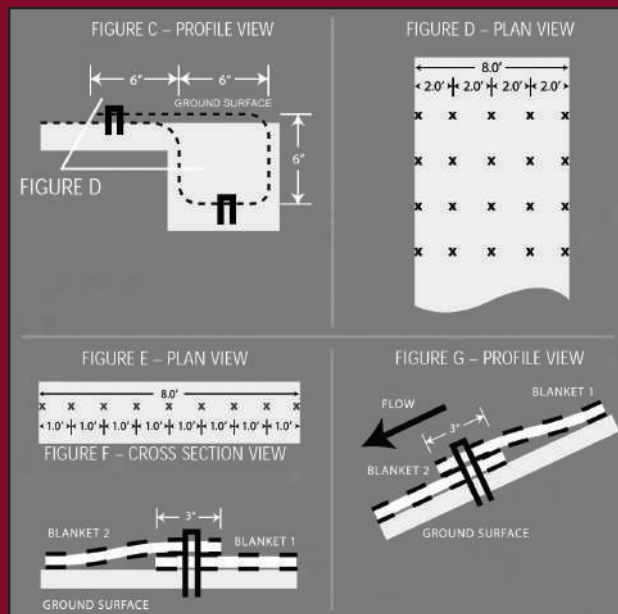
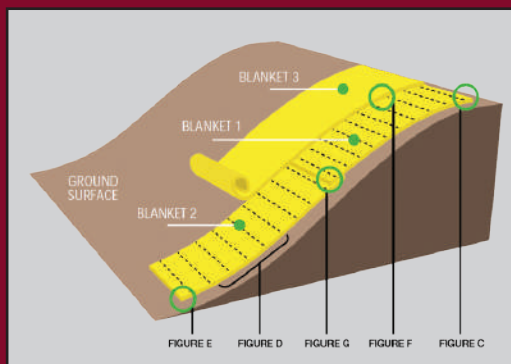
- ▶ Erosion Control Slopes
- ▶ 1:1 Slope
- ▶ Cover Septic Systems
- ▶ Highway Slopes
- ▶ Embankments
- ▶ Shoreline Stabilization

See page 78 for ordering information



## EROSION CONTROL BLANKETS & STAPLE PLACEMENTS

Reference these diagrams for the correct staple placements upon installation of any of our erosion control blankets!





## STRAW WATTLES



### FEATURES

- ▶ Use these weed-free wattles over bare soil or in conjunction with erosion control blankets, on steep slopes, around drains for inlet protection or as perimeter control for job sites
- ▶ Helps stabilize slopes by slowing, spreading & filtering overland water flow
- ▶ Flexible & conforms to the surface
- ▶ Resists & prevents wash out in sloped ditches or slopes

### APPLICATIONS

- ▶ Erosion Control Slopes
- ▶ Cover Septic Systems
- ▶ Highway Slopes
- ▶ Embankments
- ▶ Shoreline Stabilization

See page 78 for ordering information

## SILT SOCK



### FEATURES

- ▶ Environmentally friendly erosion control for wetlands, waterways & general areas under construction
- ▶ Filters 90% of sediment from runoff
- ▶ Easy Install, Reusable
- ▶ No equipment needed to install
- ▶ Resists & prevents wash out in sloped ditches or slopes

### APPLICATIONS

- ▶ Erosion Control Slopes
- ▶ Cover Septic Systems
- ▶ Highway Slopes
- ▶ Embankments
- ▶ Shoreline Stabilization

See page 78 for ordering information

## SRW GROW BAG™



### FEATURES

- ▶ Adds Growing Space
- ▶ Easy to move around
- ▶ Cost Effective
- ▶ Prevents Over-Watering
- ▶ Regulates Temperatures
- ▶ Easy to Use
- ▶ Collapsible for Storage
- ▶ Reusable

### APPLICATIONS

- ▶ Fruits & Vegetables
- ▶ Commercial Crops
- ▶ Plants & flowers that do not have deep root systems
- ▶ Herbs
- ▶ Cannabis

### COVERAGE

- ▶ 5 gal: 0.75 cu. ft. soil
- ▶ 10 gal: 1.5 cu. ft. soil
- ▶ 15 gal: 2.25 cu. ft. soil
- ▶ 20 gal: 3 cu. ft. soil

See page 78 for ordering information



## SRW GROW BAGS

SRW Grow Bags™ are great for rentals or balconys, with this lightweight bag you can be sure to easily move your plants where they can grow their best. Weather your a first timer or an experienced gardener SRW Products Grow Bags are sure to help.



## TREE WATERING BAGS



### FEATURES

- ▶ Protect your tree investments & optimize growth with slow release
- ▶ Holds up to 20 gallons
- ▶ 8+ hour water release
- ▶ Commercial Grade Material
- ▶ No tools required for installation
- ▶ Easy to Install
- ▶ Save Time & Money

### APPLICATIONS

- ▶ Ideal for tree trunks up to 4" in diameter or chain multiple bags together for larger trunks

See page 78 for ordering information

## TREE WATERING RINGS



### FEATURES

- ▶ Protect your tree investments & optimize growth with slow release
- ▶ Holds up to 15 gallons
- ▶ 6+ hour drip time
- ▶ Two valves for even distribution
- ▶ Reduces transplant shock & drought stress

### APPLICATIONS

- ▶ Ideal for tree trunks up to 6" in diameter

See page 79 for ordering information

## SILT FENCE & STAKES




### FEATURES

- ▶ Silt Fence is a woven fabric that temporarily controls sediment on construction sites
- ▶ Meets most DOT specs
- ▶ Stakes are pointed for easy install
- ▶ Protects water quality in nearby streams, rivers & lakes from sediment in storm water runoff
- ▶ Silt Fence comes with pre-attached posts

### APPLICATIONS

- ▶ Around Construction Sites

See page 79 for ordering information



BLACK

ORANGE

# Silt Fence & Stakes

Keep the sediment at bay



## DRAINFIELD



### FEATURES

- ▶ Polyester geotextiles are commercial-grade drainage fabrics
- ▶ High Puncture Resistance
- ▶ High Water Flow
- ▶ Excellent Filtration

### APPLICATIONS

- ▶ Septic Systems
- ▶ Drainfields
- ▶ French Drains

### ROLL SIZES OPTIONS

- ▶ **DF1.5:** 3', 4', 5', 6', 12'
- ▶ **DF2:** 3', 4', 6', 12'

See page 79 for ordering information



DF1.5™

DF2™

## JUTE MESH



### FEATURES

- ▶ Great for environmentally sensitive erosion control applications
- ▶ Biodegradable blanket woven from spun jute yarns
- ▶ Typically provides 6 - 9 months of erosion control
- ▶ Up to 70 - 75% open area
- ▶ Large aperture size to minimize harm to wildlife

### APPLICATIONS

- ▶ Recommended slope is 3:1
- ▶ Slope protection
- ▶ Re-vegetation

See page 79 for ordering information

## ROCK LOG



### FEATURES

- ▶ A woven monofilament tube sock filled with rock or aggregate to minimize runoff on hard surfaces or landscape areas
- ▶ First & last line of defense for filtration in roadways
- ▶ Designed to be filled on site

### APPLICATIONS


- ▶ Hard Surfaces
- ▶ Protect Curb Inlets
- ▶ Provides a Barrier Against Sediment Washout

See page 79 for ordering information



## JUTE MESH

The open area in the Jute Mesh yarns allow enough space for small animals to pass through safely.







## FEATURES

- Soil erosion during construction can find its way in to the city's water system through storm sewers, grates & inlets. Because of the potential danger to our environment & sewer systems, the government has required contractors to use a professional-grade inlet filter & to erect their own sediment control solutions & measures when starting any new project. SRW Products partners with Dandy Products to ensure your small & large projects are protected.
- Unique Patented Designs
- Easy-to-see bright orange solutions
- Easy to install, maintain, inspect & reuse

## APPLICATIONS

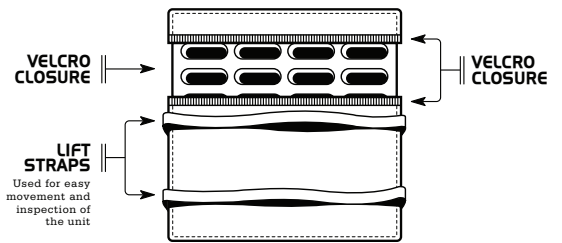
- Around Curbs & Gutter Inlets

Contact your local Territory Sales Representative for custom sizes or overflow ports!

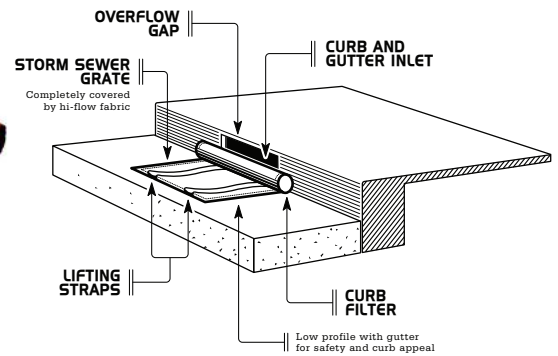
See page 79 for ordering information



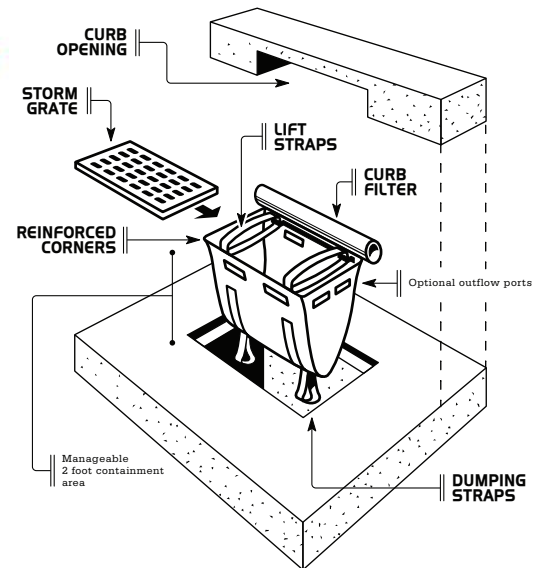
**Dandy Bag®**



**Dandy Curb Bag®**



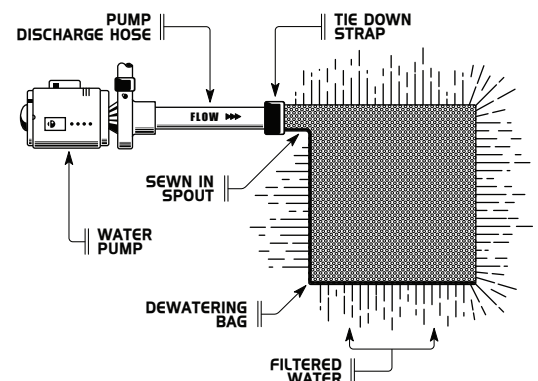
**Dandy Curb Sack®**



**Dandy Sack®**



**Dandy Dewatering Bag®**





# ACCESSORIES

## SRW PATH STABILIZER™



### FEATURES

- ▶ Stabilizes Pathways & Patios
- ▶ Liquid bonding agent that controls dust
- ▶ One easy-to-use formula ideal for both commercial & residential applications
- ▶ Minimizes tracking & weed growth

### APPLICATIONS

- ▶ Decomposed Granite
- ▶ Crushed Stone 3/8"–1/4" minus
- ▶ Pathways & Patio Areas

### COVERAGE

- ▶ Covers up to 75 sq. ft. per 5 gallons

See page 79 for ordering information



## MULCH STABILIZER™

Not only prevents your mulch from moving around during weather events or wind, but it also provides a protective barrier that will help reduce the washout of pigmented fibers.



## MULCH STABILIZER™



### FEATURES

- ▶ Locks Mulch in Place
- ▶ Easy to Use
- ▶ Enhances Color
- ▶ Prevents Fading
- ▶ Dries Clear
- ▶ Flexible Bond
- ▶ Helps prevent weed growth

### APPLICATIONS

- ▶ Colored & Natural Mulch
- ▶ Synthetic Mulch
- ▶ Pine Straw
- ▶ Sand & Dirt

### COVERAGE

- ▶ Covers up to 200 sq. ft. per gallon

See page 79 for ordering information

## PIN POUNDER



### FEATURES

- ▶ Magnetic ends keep the pin in place

### APPLICATION

- ▶ Use with round top pins

See page 79 for ordering information

## STAPLE SETTER



### FEATURES

- ▶ Magnetic ends keep the staple in place

### APPLICATION

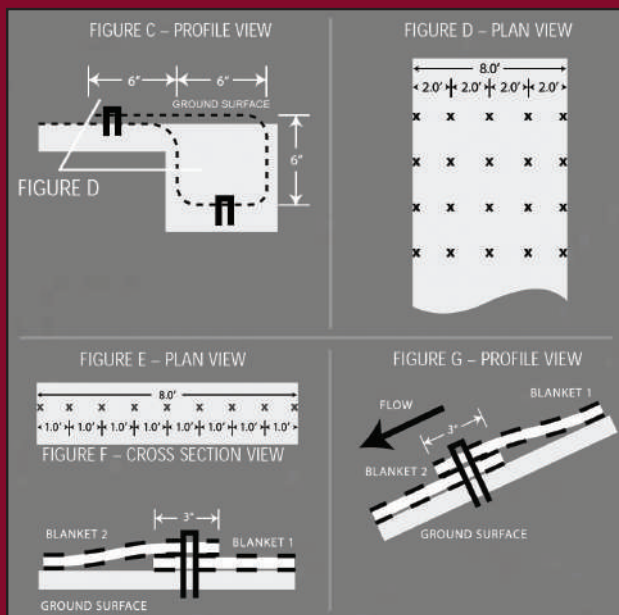
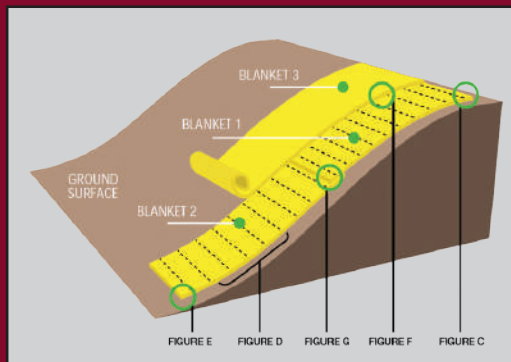
- ▶ Use with 11 gauge, 1" wide steel staples of any length

See page 79 for ordering information



## EROSION CONTROL BLANKETS & STAPLE PLACEMENTS

Reference these diagrams for the correct staple placements upon installation of any of our erosion control blankets!





## SPIKES



### FEATURES

- ▶ Smooth or Spiral
- ▶ Bright or Galvanized finishes
- ▶ 10" & 12" lengths

### APPLICATIONS

- ▶ Paver Rail™
- ▶ Timber

See page 79 for ordering information

## STAPLES



### FEATURES


- ▶ Many sizes with convenient packaging options
- ▶ Bulk & Carton Options

### APPLICATIONS

- ▶ Fabric
- ▶ Geogrid
- ▶ Erosion control product installation
- ▶ Irrigation
- ▶ Newly Laid Sod

See page 79 - 80 for ordering information

## PINS



### FEATURES

- ▶ Large diameter head
- ▶ 6" length

### APPLICATIONS

- ▶ Fabric
- ▶ Erosion control product installation
- ▶ Newly Laid Sod

See page 80 for ordering information

12" SMOOTH SPIKE

A

10" SMOOTH SPIKE

B

10" SPIRAL SPIKE

C

10" GALVANIZED SPIKE

D

8" LANDSCAPE STAPLE

E

6" LANDSCAPE STAPLE

F

4" LANDSCAPE STAPLE

G

6" IRRIGATION STAPLE

H

6" ROUND TOP PIN

I



## STRINGALONG™



### FEATURES

- ▶ Makes raising & lowering the string-line elevations easy
- ▶ Easily visible from a distance, unlike pencil marks
- ▶ Take down the line & put it back up without measuring
- ▶ Ability to create three to four different lines from the same point
- ▶ Built to last from nylon with a brass insert & zinc coated thumbscrew
- ▶ Fits round stakes up to 1"

### APPLICATION

- ▶ Hardscaping
- ▶ Surveying
- ▶ Fencing
- ▶ Concrete & Masonry

See page 80 for ordering information

## STRINGALONG™ STAKES



### FEATURES

- ▶ 24" tall, 3/4" round steel
- ▶ Holes for quick nailing
- ▶ Pointed Tip
- ▶ Reusable

### APPLICATION

- ▶ Concrete & Masonry
- ▶ Setting Line Levels
- ▶ Use with SRW Products StringAlong™
- ▶ Plant Support
- ▶ Surveying

See page 80 for ordering information

## 6 MIL. POLY SHEETING



### FEATURES

- ▶ Redirect water flow
- ▶ Easy to cut, Easy to use
- ▶ Tear Resistant
- ▶ Full weed control from underneath

### APPLICATION

- ▶ Runoff Mitigation
- ▶ Moisture retention for concrete curing
- ▶ Project protection from rain

See page 80 for ordering information

## STRETCH WRAP



### FEATURES

- ▶ SRW Products offers a range of stretchable, highly elastic plastic film that keeps items tightly bound.

See page 80 for ordering information

**SRW<sup>®</sup> CARES**  
PRODUCTS

**WHEN YOUR ORDER ARRIVES  
CHECK YOUR  
LOAD!**





# ORDERING & RESOURCES

## FIND AN *Authorized Dealer* NEAR YOU

We're constantly partnering with new reputable dealers across North America to ensure that you always have access to the best products, regardless of where your project is located. Scan the QR Code below to find the closest SRW Products dealer to you. Although our distribution centers are some of the fastest in the industry, there's always a chance that our dealers recently ran out of our products. We recommend contacting the dealer in your area prior to making a trip to their location to ensure they have the product(s) in stock that you are looking for.

Do you have a favorite dealer that isn't in our network? Give them a call & tell them about us. Our responsiveness & quick turn-a-round time means that they could be carrying our extensive line of products in no time.





## SEALER DISPLAY



### FEATURES

- ▶ Dimensions: 72" H x 28" W x 24" D
- ▶ Quality heavy-duty construction, to easily handle SRW Products cleaners & sealers
- ▶ Four Wire Shelves
- ▶ Sign Channel to hold product labels (*ordered separately*)
- ▶ Powder coat finish: semi-gloss black
- ▶ Header Sign Set Conveniently packaged with the display

See page 83 for ordering information

## FABRIC DISPLAY



### FEATURES

- ▶ Dimensions: 72" H x 28 1/4" W x 27" D
- ▶ Quality heavy-duty construction, to easily handle SRW Products fabric & geogrid
- ▶ Four metal shelving arms to conveniently hold rolls
- ▶ Sign Channel to hold product labels (*ordered separately*)
- ▶ Powder coat finish: semi-gloss black
- ▶ Header Sign Set Conveniently packaged with the display

See page 83 for ordering information

## ADHESIVE DISPLAY



### FEATURES

- ▶ Dimensions: 67" H x 16" W x 16" D
- ▶ Quality heavy-duty construction, to easily handle SRW Products adhesives
- ▶ Two Wire Shelves
- ▶ Bottom Storage Self
- ▶ Sign Channel to hold product labels (*ordered separately*)
- ▶ Powder coat finish: semi-gloss black
- ▶ Header Sign Set Conveniently packaged with the display

See page 83 for ordering information



# RESOURCES Print & Online

**We have tools available to you 24/7 on [SRWProducts.com](http://SRWProducts.com) to aid in getting projects done right. Find tech data sheets, safety data sheets, application charts, expanded application instructions, how-to videos, & more.**

We supply marketing collateral such as various flyers, brochures, & application charts. In addition we offer sample sized products, fabric & geogrid cards, all to touch, test, & share with your customers. Contact your Territory Sales Representative or Customer Service to learn more.

We'd love to co-brand with you, contact your Territory Sales Representative for opportunities such as banners, wall graphics, floor graphics, posters, & more.





## JOINTING SAND

## PAVERMATE Z3™ PAGE 8

PART #	COLOR	SIZE	QUANTITY
SSAN PAVZ3 TAN	TAN	50 LB BAG	49 BAGS/PLT
SSAN PAVZ3 GRA	GRANITE	50 LB BAG	49 BAGS/PLT
SSAN PAVZ3 BLK	BLACK	50 LB BAG	49 BAGS/PLT
SSAN PAVZ3 IVY	IVORY	50 LB BAG	49 BAGS/PLT
SSAN PAVZ3 BEIGE*	BEIGE	50 LB BAG	49 BAGS/PLT

\*Region specific, ask Territory Sales Representative for more information

## SIMPLYTOUGH™ PAGE 9

PART #	COLOR	SIZE	QUANTITY
SSAN ST TAN	TAN	50 LB BAG	49 BAGS/PLT
SSAN ST GRA	GRANITE	50 LB BAG	49 BAGS/PLT

## X-TREME™ PAGE 9

PART #	COLOR	SIZE	QUANTITY
SSAN XTRTAN	TAN	50 LB BAG	49 BAGS/PLT
SSAN XTRGRA	GRANITE	50 LB BAG	49 BAGS/PLT

## WETLOK™ PAGE 9

PART #	COLOR	SIZE	QUANTITY
WETLOK TAN 36	TAN	36 LB TUB	65 TUBS/PLT
WETLOK GRA 36	GRANITE	36 LB TUB	65 TUBS/PLT
WETLOK BLK 36	BLACK	36 LB TUB	65 TUBS/PLT
WETLOK PLTM 36	PLATINUM	36 LB TUB	65 TUBS/PLT
WETLOK BEACH 36	BEACH	36 LB TUB	65 TUBS/PLT

## EDGING

## CRETE-RAIL™ PAGE 12

PART #	SIZE	QUANTITY
CRAIL 50	50 LB BAG	49 BAGS/PLT

## UNIVERSAL PAVER RAIL™ PAGE 13

PART #	SIZE	AMT PER CTN	QUANTITY
PRAIL UNIV	7' 8"	12/BNDL	48 BNDLS/PLT

15' Universal Paver Rail™ available by special order - pallet quantity only

## FLEX PAVER RAIL™ PAGE 13

PART #	SIZE	AMT PER CTN	QUANTITY
PRAIL EX	7' 8"	12/BNDL	48 BNDLS/PLT

## LOW PROFILE PAVER RAIL™ PAGE 13

PART #	SIZE	AMT PER CTN	QUANTITY
PRAIL UNIVLP	7' 8"	12/BNDL	48 BNDLS/PLT

## ADHESIVE

## VERTICAL INSTANT LOCK™ ADHESIVE PAGE 14

PART #	SIZE	AMT PER CTN	QUANTITY
AVIL 10	9.5 OZ	12/CTN	140 CTNS/PLT

## SUPERIOR STRENGTH SOLVENT-BASED™ ADHESIVE PAGE 15

PART #	SIZE	AMT PER CTN	QUANTITY
A 10	10 OZ	12/CTN	64 CTNS/PLT
A 28	28 OZ	12/CTN	44 CTNS/PLT
AP 10* (VOC)	10 OZ	12/CTN	64 CTNS/PLT
AP 28* (VOC)	28 OZ	12/CTN	44 CTNS/PLT

\*VOC Compliant

## RAPID-SET POLYURETHANE™ ADHESIVE PAGE 15

PART #	SIZE	AMT PER CTN	QUANTITY
APU 10	10 OZ	12/CTN	64 CTNS/PLT
APU 28	28 OZ	12/CTN	44 CTNS/PLT

## SF-8™ ADHESIVE PAGE 15

PART #	SIZE	AMT PER CTN	QUANTITY
ASF8	24 OZ	12/CTN	84 CTNS/PLT

## PREMIUM CAULKING GUN PAGE 16

PART #	MODEL #	SIZE	AMT PER CTN
CG00002	250	10 OZ	6/CTN
CG00004	255	28 OZ	6/CTN

## STANDARD CAULKING GUN PAGE 16

PART #	MODEL #	SIZE	AMT PER CTN
CG00005	101	10 OZ	12/CTN
CG00006	105	28 OZ	6/CTN

## ECONOMY CAULKING GUN PAGE 16

PART #	MODEL #	SIZE	AMT PER CTN
CG00001	012	10 OZ	24/CTN
CG00003	035	28 OZ	6/CTN

## STANDARD DISPENSER GUN PAGE 17

PART #	QUANTITY
SF8G	1/BOX

## PREMIUM DISPENSER GUN PAGE 17

PART #	QUANTITY
SF8GX	1/BOX

## SF-8™ CLEANER PAGE 17

PART #	SIZE	AMT PER CTN	QUANTITY
CSF8	16 OZ	12/CTN	84 CTNS/PLT



## CLEANERS

### PW PAVER WASH™ PAGE 19

PART #	SIZE	AMT PER CTN	QUANTITY
SSPW CTN	1 GAL	4/CTN	36 CTNS/PLT
SSPW 5GAL	5 GAL	1	36/PLT

### DW DUAL WASH™ PAGE 19

PART #	SIZE	AMT PER CTN	QUANTITY
SSDW CTN	1 GAL	4/CTN	36 CTNS/PLT
SSDW 5GAL	5 GAL	1	36/PLT

### EF EFFLORESCENCE REMOVER™ PAGE 19

PART #	SIZE	AMT PER CTN	QUANTITY
SSE CTN	1 GAL	4/CTN	36 CTNS/PLT
SSE 5GAL	5 GAL	1	36/PLT

### M<sup>3</sup>C MOLD, MOSS, & MILDEW CLEANER™ PAGE 20

PART #	SIZE	AMT PER CTN	QUANTITY
SSMC CTN QT4	1 QT	4/CTN	—
SSMC CTN GAL4	1 GAL	4/CTN	36/PLT

### CDX CLEANER & DEGREASER X-TREME™ PAGE 21

PART #	SIZE	AMT PER CTN
SSCDX CTN 4	1 QT	4/CTN

### RE RUST ELIMINATOR™ PAGE 21

PART #	SIZE	AMT PER CTN
SSRE CTN 4	1 QT	4/CTN

### OC ORGANIC STAIN CLEANER™ PAGE 21

PART #	SIZE	AMT PER CTN
SSOC 2LB CTN 4	2LBS	4/CTN

### XY XYLENE SOLVENT™ PAGE 22

PART #	SIZE	AMT PER CTN	QUANTITY
SSS XY CTN	1 GAL	4/CTN	36 CTNS/PLT
SSS XY 5	5 GAL	1	36/PLT

### SS SEALER STRIPPER™ PAGE 22

PART #	SIZE	AMT PER CTN	QUANTITY
SSS STRIPPER CTN	1 GAL	4/CTN	36 CTNS/PLT
SSS STRIPPER 5	5 GAL	1	36/PLT

## SEALERS

### PAVER SEAL

### PS PENETRATING™ PAGE 25

PART #	SIZE	AMT PER CTN	QUANTITY
SSPSPLUS CTN	1 GAL	4/CTN	36 CTNS/PLT
SSPSPLUS 5 GAL	5 GAL	1	36/PLT

### LG LOW GLOSS™ PAGE 25

PART #	SIZE	AMT PER CTN	QUANTITY
SSPS CTN	1 GAL	4/CTN	36 CTNS/PLT
SSPS 5GAL	5 GAL	1	36/PLT

### HG HIGH GLOSS™ PAGE 25

PART #	SIZE	AMT PER CTN	QUANTITY
SSSPRO CTN	1 GAL	4/CTN	36 CTNS/PLT
SSSPRO 5GAL	5 GAL	1	36/PLT

### PREMIUM SEAL

### PSX PENETRATING X-TREME™ PAGE 26

PART #	SIZE	AMT PER CTN	QUANTITY
SSPC PSX CTN	1 GAL	4/CTN	36 CTNS/PLT
SSPC PSX 5 GAL	5 GAL	1	36/PLT

### LGX LOW GLOSS X-TREME™ PAGE 26

PART #	SIZE	AMT PER CTN	QUANTITY
SSPC LGX CTN	1 GAL	4/CTN	36 CTNS/PLT
SSPC LGX 5GAL	5 GAL	1	36/PLT

SSPC LGX VOC CTN*	1 GAL	4/CTN	36 CTNS/PLT
SSPC LGX VOC 5GAL*	5 GAL	1	36/PLT

\*VOC Compliant

### HGX HIGH GLOSS X-TREME™ PAGE 26

PART #	SIZE	AMT PER CTN	QUANTITY
SSPC HGX CTN	1 GAL	4/CTN	36 CTNS/PLT
SSPC HGX 5GAL	5 GAL	1	36/PLT

SSPC HGX VOC CTN*	1 GAL	4/CTN	36 CTNS/PLT
SSPC HGX VOC 5GAL*	5 GAL	1	36/PLT

\*VOC Compliant

### DG DUAL GUARD™ PAGE 27

PART #	SIZE	AMT PER CTN	QUANTITY
SSDG CTN	1 GAL	4/CTN	36 CTNS/PLT
SSDG 5GAL	5 GAL	1	36/PLT

SSDG VOC CTN*	1 GAL	4/CTN	36 CTNS/PLT
SSDG VOC 5GAL*	5 GAL	1	36/PLT

\*VOC Compliant

### SPECIALTY SEAL

### PRX PAVER RESTORE X-TREME™ PAGE 28

PART #	SIZE	AMT PER CTN	QUANTITY
SSPC PRX CTN	1 GAL	4/CTN	36 CTNS/PLT
SSPC PRX 5GAL	5 GAL	1	36/PLT

SSPC PRX VOC CTN*	1 GAL	4/CTN	36 CTNS/PLT
SSPC PRX VOC 5GAL*	5 GAL	1	36/PLT

\*VOC Compliant

### SGX STAIN GUARD X-TREME™ PAGE 28

PART #	SIZE	AMT PER CTN	QUANTITY
SSPC SGX CTN*	1 GAL	4/CTN	36 CTNS/PLT
SSPC SGX 5GAL*	5 GAL	1	36/PLT

\*While supplies last

Sealers continued on next page



**JS JOINT STABILIZER™** PAGE 28

PART #	SIZE	AMT PER CTN	QUANTITY
SSJS CTN	1 GAL	4/CTN	36 CTNS/PLT
SSJS 5GAL	5 GAL	1	36/PLT

**CG COUNTER GUARD™** PAGE 29

PART #	SIZE	AMT PER CTN
SSCG CTN QT4	1 QT	4/CTN

\*While supplies last

**S-PS PENETRATING™** PAGE 29

PART #	SIZE	AMT PER CTN	QUANTITY
STONE S-PS CTN	1 GAL	4/CTN	36 CTNS/PLT
STONE S-PS 5GAL	5 GAL	1	36/PLT
STONE S-PS VOC CTN*	1 GAL	4/CTN	36 CTNS/PLT
STONE S-PS VOC 5GAL*	5 GAL	1	36/PLT

\*VOC Compliant

**HEAVY-DUTY CONSTRUCTION SPRAYER** PAGE 29

PART #	SIZE	QUANTITY
SSSP SPRAYER GALV	3.5 GAL	1/BOX

**SRW SLIT FOAM ROLLER™** PAGE 30

PART #	SIZE	QUANTITY
SSSFR CTN	13/16" ROLLER	12/CTN

**SRW SLIT FOAM ROLLER X-TREME™** PAGE 30

PART #	SIZE	QUANTITY
SSSFR XTR CTN	1/2" ROLLER	12/CTN

**SR SLIP-RESIST™** PAGE 30

PART #	SIZE	QUANTITY
SSSR PG	3.2 OZ BAG	12/CTN

**DIAMOND BLADES****GENERAL PURPOSE DIAMOND BLADES (BLUE)** PAGE 34

PART #	SIZE	THICKNESS/ SEG HEIGHT	ARBOR	STYLE	SLOT STYLE	SEGMENT STYLE GUIDE NUMBER	COOLING HOLES	GRADE
BTP 4	4"	.250"/10 MM	7/8"-5/8"	SEG	KEY-HOLE	1	NO	STANDARD
BU 04.5	4.5"	.080"/8 MM	7/8"-5/8"	CONT. TURBO RIM	NONE	8	YES	STANDARD
BU 045 SEG	4.5"	.060"/8 MM	7/8"-5/8"	SEG	KEY-HOLE	1	NO	STANDARD
BU 07	7"	.095"/10 MM	UNIVERSAL	CONT. TURBO RIM	NONE	8	YES	STANDARD
BU 070 SEG	7"	.080"/8 MM	UNIVERSAL	SEG	KEY-HOLE	1	NO	STANDARD
BU 09	9"	.090"/10 MM	5/8"-7/8"	TURBO SEG	KEY-HOLE	6	NO	STANDARD
BGPC 09	9"	.090"/10 MM	5/8"-7/8"	SEG	KEY-HOLE	1	NO	PREMIUM
BU 10	10"	.095"/10 MM	UNIVERSAL	SEG	KEY-HOLE	1	NO	STANDARD
BGPC 10	10"	.095"/10 MM	7/8"-5/8"	SEG	KEY-HOLE	1	NO	PREMIUM
BU 12	12"	.125"/10 MM	1"/20 MM	SEG	KEY-HOLE	1	NO	STANDARD
BGPC 12	12"	.125"/12 MM	1"/20 MM	SEG	KEY-HOLE	1	NO	PREMIUM
BU 14	14"	.125"/10 MM	1"/20 MM	SEG	KEY-HOLE	1	NO	STANDARD
BGPC 14	14"	.125"/12 MM	1"/20 MM	SEG	WIDE KEY-HOLE	1	NO	PREMIUM
BGPZ 14	14"	.125"/15 MM	1"/20 MM	ALT TURBO SEG	KEY-HOLE	3	YES	PREMIUM
BGPX 14	14"	.125"/15 MM	1"/20 MM	TURBO/CROWN	NARROW U-SLOT	7	YES	PREMIUM
BGPQ 165	16.5"	.125"/12 MM	—	ALT TURBO SEG	NARROW U-SLOT	7	NO	PREMIUM

**ALL PURPOSE DIAMOND BLADES (RED)** PAGE 34

PART #	SIZE	THICKNESS/ SEG HEIGHT	ARBOR	STYLE	SLOT STYLE	SEGMENT STYLE GUIDE NUMBER	COOLING HOLES	GRADE
BVAP 14	14"	.125"/13 MM	1"/20 MM	ALT TURBO SEG	ANGLED U-SLOT	5	YES	STANDARD
BPAP 14	14"	.125"/13 MM	1"/20 MM	ANGLED ALT TURBO SEG	ANGLED KEY-HOLE	4	YES	PREMIUM

**ABRASIVE MATERIAL DIAMOND BLADES (GREEN)** PAGE 34

PART #	SIZE	THICKNESS/ SEG HEIGHT	ARBOR	STYLE	SLOT STYLE	SEGMENT STYLE GUIDE NUMBER	COOLING HOLES	GRADE
BAMA 14	14"	.125"/10 MM	1"/20 MM	ALT DROP SEG	U-SLOT	2	NO	PREMIUM

*Diamond Blades continued on next page*



PART #	SIZE	THICKNESS/ SEG HEIGHT	ARBOR	STYLE	SLOT STYLE	SEGMENT STYLE GUIDE NUMBER	COOLING HOLES	GRADE
BPPB 4.5	4.5"	.050"/10 MM	7/8"-5/8"	CONT TURBO RIM	NONE	8	YES	PREMIUM
BPPC 12	12"	.125"/12 MM	1"/20 MM	SEG TURBO	KEY-HOLE	6	YES	STANDARD
BPPB 14	14"	.087"/10 MM	1"	CONT TURBO RIM	NONE	8	YES	PREMIUM
BPPC 14	14"	.125"/12 MM	1"/20 MM	SEG TURBO	KEY-HOLE	6	NO	STANDARD
BUSA HM 14	14"	.125"/12 MM	1"/20 MM	ALT TURBO SEG	KEY-HOLE	3	NO	PREMIUM

BPPB blades are the only hard material blades designed to cut porcelain

## SINGLE TURBO CUP WHEEL

PAGE 35

PART #	SIZE	ARBOR	STYLE	GRADE
BCW 4.5 ST	4.5"	5/8"-11 THREADED	SINGLE TURBO	STANDARD

## DOUBLE TURBO CUP WHEEL

PAGE 35

PART #	SIZE	ARBOR	STYLE	GRADE
BCW 4.5 DT	4.5"	5/8"-11 THREADED	DOUBLE TURBO	STANDARD

## FABRICS

## GENERAL LANDSCAPE

## SB2

PAGE 37

20 YEAR • 300' ROLL COLOR CODING GREEN

PART #	SIZE	SQ YDS/ROLL	QUANTITY
FSB2 03025*	3'x25'	8.33	62/CTN
FSB2 03050	3'x50'	16.67	34/CTN
FSB2 03100	3'x100'	33.33	18/CTN
FSB2 03300	3'x300'	100.00	42/PLT
FSB2 04025*	4'x25'	11.11	62/CTN
FSB2 04050	4'x50'	22.22	34/CTN
FSB2 04100	4'x100'	44.44	18/CTN
FSB2 04300	4'x300'	133.33	42/PLT
FSB2 06100	6'x100'	66.67	30/PLT
FSB2 06300	6'x300'	200.00	30/PLT
FSB2 12300	12'x300'	400.00	4/BNDL

\*Made to order

## SB3

PAGE 37

30 YEAR • 300' ROLL COLOR CODING YELLOW

PART #	SIZE	SQ YDS/ROLL	QUANTITY
FSB3 03025*	3'x25'	8.33	45/CTN
FSB3 03050	3'x50'	16.67	24/CTN
FSB3 03100	3'x100'	33.33	12/CTN
FSB3 03300	3'x300'	100.00	30/PLT
FSB3 04025*	4'x25'	11.11	45/CTN
FSB3 04050	4'x50'	22.22	24/CTN
FSB3 04100	4'x100'	44.44	12/CTN
FSB3 04300	4'x300'	133.33	30/PLT
FSB3 06100	6'x100'	66.67	32/PLT
FSB3 06300	6'x300'	200.00	30/PLT
FSB3 08300	8'x300'	266.67	4/BNDL
FSB3 12300	12'x300'	400.00	4/BNDL

\*Made to order

## SILVER\*

PAGE 37

20 YEAR • 300' ROLL COLOR CODING BLACK

PART #	SIZE	SQ YDS/ROLL	QUANTITY
FSSBS 03050	3'x50'	16.67	34/CTN
FSSBS 03100	3'x100'	33.33	18/CTN
FSSBS 03300	3'x300'	100.00	42/PLT
FSSBS 04050	4'x50'	22.22	34/CTN
FSSBS 04100	4'x100'	44.44	18/CTN
FSSBS 04300	4'x300'	133.33	42/PLT
FSSBS 06100	6'x100'	66.67	30/PLT
FSSBS 06300	6'x300'	200.00	30/PLT

\*Region specific, ask Territory Sales Representative for more information

## SILVER ELITE

PAGE 37

30 YEAR

PART #	SIZE	SQ YDS/ROLL	QUANTITY
FSSBE 03050	3'x50'	16.67	22/CTN
FSSBE 03100	3'x100'	33.33	10/CTN
FSSBE 03300	3'x300'	100.00	30/PLT
FSSBE 04050	4'x50'	22.22	22/CTN
FSSBE 04100	4'x100'	44.44	10/CTN
FSSBE 04300	4'x300'	133.33	30/PLT
FSSBE 06100	6'x100'	66.67	32/PLT
FSSBE 06300	6'x300'	200.00	30/PLT
FSSBE 09300	9'x300'	300.00	4/BNDL
FSSBE 12300	12'x300'	400.00	4/BNDL
FSSBE 15300	15'x300'	500.00	4/BNDL

Fabrics continued on next page

**DON'T SEE WHAT YOU NEED?  
SIMPLY ASK.**

We're here to help! Call us at 800.752.9326



## WEED CONTROL

**PS1.5**  
15 YEAR

PAGE 37

PART #	SIZE	SQ YDS/ROLL	QUANTITY
FPS1.5 03050	3'x50'	16.67	26/CTN
FPS1.5 03100	3'x100'	33.33	14/CTN
FPS1.5 03300	3'x300'	100.00	42/PLT

**PS2**

20 YEAR • 300' ROLL COLOR CODING WHITE

PAGE 37

PART #	SIZE	SQ YDS/ROLL	QUANTITY
FPS2 03050	3'x50'	16.67	23/CTN
FPS2 03100	3'x100'	33.33	12/CTN
FPS2 03300	3'x300'	100.00	30/PLT
FPS2 04050	4'x50'	22.22	23/CTN
FPS2 04100	4'x100'	44.44	12/CTN
FPS2 04300	4'x300'	133.33	30/PLT
FPS2 06100	6'x100'	66.67	32/PLT
FPS2 06300	6'x300'	200.00	20/PLT
FPS2 08300	8'x300'	266.67	4/BNDL

## PREMIUM LANDSCAPE

**PRO PLUS IV™**

250' ROLL COLOR CODING ORANGE

PAGE 37

PART #	SIZE	SQ YDS/ROLL	QUANTITY
FPP1V 03025*	3'x25'	8.33	34/CTN
FPP1V 03050	3'x50'	16.67	15/CTN
FPP1V 03100	3'x100'	33.33	8/CTN
FPP1V 03250	3'x250'	83.33	20/PLT
FPP1V 04050	4'x50'	22.22	15/CTN
FPP1V 04100	4'x100'	44.44	8/CTN
FPP1V 04250	4'x250'	111.11	20/PLT
FPP1V 06100	6'x100'	66.67	35/PLT
FPP1V 06250	6'x250'	166.67	20/PLT
FPP1V 12250	12'x250'	333.33	4/BNDL

\*Made to order

**PRO PLUS V™**

250' ROLL COLOR CODING BLUE

PAGE 37

PART #	SIZE	SQ YDS/ROLL	QUANTITY
FPPV 03250	3'x250'	83.33	20/PLT
FPPV 04250	4'x250'	111.11	20/PLT
FPPV 05250	5'x250'	138.89	20/PLT
FPPV 06250	6'x250'	166.67	20/PLT
FPPV 08250F*	8'x250'	222.22	9/PLT-4/BNDL
FPPV 08250	8'x250'	222.22	4/BNDL
FPPV 12250	12'x250'	333.33	4/BNDL
FPPV 12250F*	12'x250'	333.33	4/BNDL

\*Folded Fabric Rolls

**PS3**

30 YEAR • 300' ROLL COLOR CODING TAN

PAGE 37

PART #	SIZE	SQ YDS/ROLL	QUANTITY
FPS3 03050	3'x50'	16.67	18/CTN
FPS3 03100	3'x100'	33.33	9/CTN
FPS3 03300	3'x300'	100.00	30/PLT
FPS3 04050	4'x50'	22.22	18/CTN
FPS3 04100	4'x100'	44.44	9/CTN
FPS3 04300	4'x300'	133.33	30/PLT
FPS3 06100	6'x100'	66.67	35/PLT
FPS3 06300	6'x300'	200.00	20/PLT
FPS3 08300	8'x300'	266.67	4/BNDL
FPS3 12300	12'x300'	400.00	4/BNDL

## GROUND COVER

**GC3™**

PAGE 38

PART #	SIZE	SQ YDS/ROLL	QUANTITY
FGC3 03050	3'x50'	16.67	30/CTN
FGC3 03100	3'x100'	33.33	15/CTN
FGC3 03300	3'x300'	100.00	42/PLT
FGC3 04300	4'x300'	133.33	42/PLT
FGC3 06100	6'x100'	66.67	30/PLT
FGC3 06300	6'x300'	200.00	30/PLT
FGC3 10300	10'x300'	333.33	3/BNDL
FGC3 12300	12'x300'	400.00	3/BNDL
FGC3 12300F*	12'x300'	400.00	4/BNDL
FGC3 15300	15'x300'	500.00	3/BNDL

\*Folded Fabric Rolls

**GC PRO™**

300' ROLL COLOR CODING PURPLE

PAGE 38

PART #	SIZE	SQ YDS/ROLL	QUANTITY
FGCPRO 03300	3'x300'	100.00	30/PLT
FGCPRO 04300	4'x300'	133.33	30/PLT
FGCPRO 06300	6'x300'	200.00	30/PLT
FGCPRO 06500*	6'x500'	333.33	20/PLT
FGCPRO 10300	10'x300'	333.33	3/BNDL
FGCPRO 12300	12'x300'	400.00	3/BNDL
FGCPRO 155300	15.5'x300'	516.67	3/BNDL

\*Made to order

## NON-WOVEN

**LS3™**

GENERAL LANDSCAPE &amp; FILTRATION FABRIC

PAGE 39

PART #	SIZE	SQ YDS/ROLL	QUANTITY
FLS3 03025*	3'x25'	8.33	42/CTN
FLS3 03050	3'x50'	16.67	20/CTN
FLS3 03100	3'x100'	33.33	80/PLT
FLS3 03300	3'x300'	100.00	30/PLT
FLS3 04050	4'x50'	22.22	20/CTN
FLS3 04100	4'x100'	44.44	80/PLT
FLS3 04300	4'x300'	133.33	30/PLT
FLS3 06100	6'x100'	66.67	48/PLT
FLS3 06300	6'x300'	200.00	30/PLT
FLS3 09300	9'x300'	300.00	3/BNDL
FLS3 12300	12'x300'	400.00	3/BNDL

\*Made to order

Fabrics continued on next page



NW4			PAGE 39
DRAINAGE & FILTRATION FABRIC			
PART #	SIZE	SQ YDS/ROLL	QUANTITY
FNW4 03100	3'x100'	33.33	42/ PLT
FNW4 03300	3'x300'	100.00	16/PLT
FNW4 04100	4'x100'	44.44	42/ PLT
FNW4 04300	4'x300'	133.33	16/PLT
FNW4 06100	6'x100'	66.67	24/PLT
FNW4 06300	6'x300'	200.00	12/PLT
FCNW4 125360	12.5'x360'	500.00	3/BNDL
FCNW4 15360	15'x360'	600.00	3/BNDL

NW4.5			PAGE 39
DRAINAGE & FILTRATION FABRIC			
PART #	SIZE	SQ YDS/ROLL	QUANTITY
FNW4.5 03100	3'x100'	33.33	42/ PLT
FNW4.5 03300	3'x300'	100.00	16/PLT
FNW4.5 04050	4'x50'	22.22	9/CTN
FNW4.5 04100	4'x100'	44.44	42/ PLT
FNW4.5 04300	4'x300'	133.33	16/PLT
FNW4.5 06100	6'x100'	66.67	24/PLT
FNW4.5 06300	6'x300'	200.00	12/PLT
FCNW4.5 125360	12.5'x360'	500.00	3/BNDL
FCNW4.5 15360	15'x360'	600.00	3/BNDL

NW6			PAGE 39
DRAINAGE & FILTRATION FABRIC			
PART #	SIZE	SQ YDS/ROLL	QUANTITY
FNW6 06300	6'x300'	200.00	9/PLT
FCNW6 10100*	10'x100'	111.11	6/BNDL
FCNW6 10300*	10'x300'	333.33	3/BNDL
FCNW6 125360	12.5'x360'	500.00	3/BNDL
FCNW6 15300	15'x300'	500.00	3/BNDL

\*While supplies last

## STABILIZATION/SEPARATION

SS5			PAGE 40
200 LB • WOVEN SLIT FILM			
PART #	SIZE	SQ YDS/ROLL	QUANTITY
FSS5 04050	4'x50'	22.22	20/CTN
FSS5 04100	4'x100'	44.44	11/CTN
FSS5 06050	6'x50'	33.33	1
FSS5 06100	6'x100'	66.67	20/BNDL-80/PLT
FSS5 06300	6'x300'	200.00	16/PLT
FSS5 125027*	12.5'x27'	37.50	8/CTN
FSS5 125054*	12.5'x54'	75.00	30/PLT
FSS5 125108*	12.5'x108'	150.00	20/PLT
FCSS5 125432	12.5'x432'	600.00	3/BNDL
FCSS5 15360	15'x360'	600.00	3/BNDL
FSS5 1750515*	17.5'x51.5'	100.00	20/PLT
FSS5 175103*	17.5'x103'	200.00	16/PLT
FCSS5 175309	17.5'x309'	600.00	3/BNDL

\*Folded Fabric Rolls

PERMEABLE 350™			PAGE 41
350 LB • MONOFILAMENT WOVEN			
PART #	SIZE	SQ YDS/ROLL	QUANTITY
FPE350 0625100	6.25'x100'	69.44	30/PLT
FPE350 0625300	6.25'x300'	208.33	20/PLT
FPE350 125300	12.5'x300'	416.67	3/BNDL

Fabrics continued on next page

NW7			PAGE 42
HEAVY DUTY EROSION CONTROL NON-WOVEN			
PART #	SIZE	SQ YDS/ROLL	QUANTITY
FCNW7 15300	15'x300'	500.00	3/BNDL

EC8™			PAGE 39
HEAVY DUTY EROSION CONTROL NON-WOVEN			
PART #	SIZE	SQ YDS/ROLL	QUANTITY
FEC8 06100	6'x100'	66.67	20/PLT
FEC8 06300	6'x300'	200.00	9/PLT
FCEC8 125360	12.5'x360'	500.00	3/BNDL
FCEC8 15300	15'x300'	500.00	3/BNDL

NW10 • SPECIAL ORDER			PAGE 42
DRAINAGE & FILTRATION NON-WOVEN			
PART #	SIZE	SQ YDS/ROLL	QUANTITY
FCNW10 125360	12.5'x360'	500.00	3/BNDL
FCNW10 15300	15'x300'	500.00	3/BNDL

Special Order: Large roll sizes are not in stock & will direct ship

NW12 • SPECIAL ORDER			PAGE 42
HEAVY DUTY NON-WOVEN			
PART #	SIZE	SQ YDS/ROLL	QUANTITY
FCNW12 125360	12.5'x360'	500.00	1
FCNW12 15300	15'x300'	500.00	1

Special Order: Large roll sizes are not in stock & will direct ship

NW16 • SPECIAL ORDER			PAGE 42
HEAVY DUTY NON-WOVEN			
PART #	SIZE	SQ YDS/ROLL	QUANTITY
FCNW16 125360	12.5'x360'	500.00	1
FCNW16 15150	15'x150'	250.00	1
FCNW16 15300	15'x300'	500.00	1

Special Order: Large roll sizes are not in stock & will direct ship

SS6			PAGE 42
315 LB. • WOVEN SLIT FILM			
PART #	SIZE	SQ YDS/ROLL	QUANTITY
FCSS6 125360	12.5'x360'	500.00	3/BNDL
FCSS6 15300	15'x300'	500.00	3/BNDL
FCSS6 175258	17.5'x258'	500.00	3/BNDL

SRW 270HP™ • SPECIAL ORDER			PAGE 42
HIGH STRENGTH WOVEN			
PART #	SIZE	SQ YDS/ROLL	QUANTITY
FC270HP 15300	15'x300'	500.00	3/BNDL

Special Order: Large roll sizes are not in stock & will direct ship

SRW 370HP™ • SPECIAL ORDER			PAGE 42
HIGH STRENGTH WOVEN			
PART #	SIZE	SQ YDS/ROLL	QUANTITY
FC370HP 15300	15'x300'	500.00	3/BNDL

Special Order: Large roll sizes are not in stock & will direct ship

SRW 570HP™ • SPECIAL ORDER			PAGE 42
HIGH STRENGTH WOVEN			
PART #	SIZE	SQ YDS/ROLL	QUANTITY
FC570HP 15300	15'x300'	500.00	3/BNDL

Special Order: Large roll sizes are not in stock & will direct ship

SRW MM402™ • SPECIAL ORDER			PAGE 42
MONOFILAMENT			
PART #	SIZE	SQ YDS/ROLL	QUANTITY
FC402MM 12300	12'x300'	400.00	3/BNDL

Special Order: Large roll sizes are not in stock & will direct ship



**SRW MM403™ • SPECIAL ORDER** **PAGE 42**  
**MONOFILAMENT**

PART #	SIZE	SQ YDS/ROLL	QUANTITY
FC403MM 15300	15'x300'	500.00	3/BNDL

*Special Order: Large roll sizes are not in stock & will direct ship*

**SRW MM700™ • SPECIAL ORDER** **PAGE 42**  
**MONOFILAMENT**

PART #	SIZE	SQ YDS/ROLL	QUANTITY
FC700MM 12300	12'x300'	400.00	3/BNDL

*Special Order: Large roll sizes are not in stock & will direct ship*

**GEOGRID****RETAINING WALL****UNIVERSAL** **PAGE 45**  
**BI-DIRECTIONAL • LTDS 688 • WALLS UP TO 6'**

PART #	SIZE	SQ YDS/ROLL	QUANTITY
GSRW U350	3'x50'	16.67	10/CTN
GSRW U450	4'x50'	22.22	10/CTN
GSRW U650	6'x50'	33.33	40/PLT

**3 SERIES** **PAGE 45**  
**BI-DIRECTIONAL • LTDS 1161 • WALLS UP TO 10'**

PART #	SIZE	SQ YDS/ROLL	QUANTITY
GSRW 3450	4'x50'	22.22	9/CTN
GSRW 365	6'x50'	33.33	80/PLT
GSRW 3615	6'x150'	100.00	30/PLT
GSRW 31215	12'x150'	200.00	3/BNDL

**5 SERIES** **PAGE 45**  
**UNI-DIRECTIONAL • LTDS 2064**

PART #	SIZE	SQ YDS/ROLL	QUANTITY
GSRW 565	6'x50'	33.33	50/PLT
GSRW 5615	6'x150'	100.00	30/PLT
GSRW 51215	12'x150'	200.00	3/BNDL

**7 SERIES** **PAGE 45**  
**UNI-DIRECTIONAL • LTDS 2867**

PART #	SIZE	SQ YDS/ROLL	QUANTITY
GSRW 7615	6'x150'	100.00	20/PLT
GSRW 71215	12'x150'	200.00	3/BNDL

**8 SERIES • SPECIAL ORDER** **PAGE 45**  
**UNI-DIRECTIONAL • LTDS 3555**

PART #	SIZE	SQ YDS/ROLL	QUANTITY
GSRW 8615*	6'x150'	100.00	20/PLT
GSRW 81215	12'x150'	200.00	3/BNDL

*\*Available by pallet quantity only*

*Special Order: Large roll sizes are not in stock & will direct ship*

**9 SERIES • SPECIAL ORDER** **PAGE 45**  
**UNI-DIRECTIONAL • LTDS 4329**

PART #	SIZE	SQ YDS/ROLL	QUANTITY
GSRW 9615*	6'x150'	100.00	20/PLT
GSRW 91215	12'x150'	200.00	3/BNDL

*\*Available by pallet quantity only*

*Special Order: Large roll sizes are not in stock & will direct ship*

**10 SERIES • SPECIAL ORDER** **PAGE 45**  
**UNI-DIRECTIONAL • LTDS 5160**

PART #	SIZE	SQ YDS/ROLL	QUANTITY
GSRW 10615*	6'x150'	100.00	20/PLT
GSRW 101215	12'x150'	200.00	3/BNDL

*\*Available by pallet quantity only*

*Special Order: Large roll sizes are not in stock & will direct ship*

**11 SERIES • SPECIAL ORDER** **PAGE 45**  
**UNI-DIRECTIONAL • LTDS 5906**

PART #	SIZE	SQ YDS/ROLL	QUANTITY
GSRW 11615*	6'x150'	100.00	20/PLT
GSRW 111215	12'x150'	200.00	3/BNDL

*\*Available by pallet quantity only*

*Special Order: Large roll sizes are not in stock & will direct ship*

**ROAD BASE****TYPE 1** **PAGE 46**

PART #	SIZE	SQ YDS/ROLL	QUANTITY
GSRW TYPE1 129246	12.9'x246'	352.60	1

**TYPE 2** **PAGE 46**

PART #	SIZE	SQ YDS/ROLL	QUANTITY
GSRW TYPE2 129164	12.9'x164'	235.07	1

**3D GRID T • SPECIAL ORDER** **PAGE 46**

PART #	SIZE	SQ YDS/ROLL	QUANTITY
G3DT 129246	12.9'x246'	352.60	1

*Special Order: Large roll sizes are not in stock & will direct ship*

**3D GRID HT • SPECIAL ORDER** **PAGE 46**

PART #	SIZE	SQ YDS/ROLL	QUANTITY
G3DHT 129246	12.9'x246'	352.60	1

*Special Order: Large roll sizes are not in stock & will direct ship*

**3D GRID XL • SPECIAL ORDER** **PAGE 46**

PART #	SIZE	SQ YDS/ROLL	QUANTITY
G3DXL 129164	12.9'x164'	235.07	1

*Special Order: Large roll sizes are not in stock & will direct ship*



# WALL SYSTEMS & ENGINEERING

## WALL DRAIN PRO® PAGE 48

PART #	SIZE	AMT PER CTN	QUANTITY
WDP-BLACK	1.375" x 14.25" x 7.75"	12/CTN	63 CTNS/PLT
WDP-TAN	1.375" x 14.25" x 7.75"	12/CTN	63 CTNS/PLT
WDP-GRAY	1.375" x 14.25" x 7.75"	12/CTN	63 CTNS/PLT
WDP-46" NECK	46"	1	-

## AMERICAN WICK DRAIN • SPECIAL ORDER PAGE 49

Call for product offering & quote.

## HTS PROS GUIDE

## ALLAN BLOCK® RETAINING WALL SYSTEMS PAGE 51

BLOCK SYSTEM	PART #	QUANTITY
AB® Collection	HTS AB COLLECT RET	10 BOOKS/BOX
AB® Europa Collection	HTS AB EUROPA RET	10 BOOKS/BOX

## ANCHOR™ RETAINING WALL SYSTEMS PAGE 51

BLOCK SYSTEM	PART #	QUANTITY
Diamond	HTS DIA RET	10 BOOKS/BOX
Diamond Pro/Stone Cut	HTS DIPRO RET	10 BOOKS/BOX
Highland	HTS HIGH RET	10 BOOKS/BOX
Windsor	HTS WINDSOR RET	10 BOOKS/BOX

## BORGERT PRODUCTS PAGE 51

BLOCK SYSTEM	PART #	QUANTITY
PanoMur®	HTS PANO RET	10 BOOKS/BOX

## CAMBRIDGE PAVERS PAGE 51

BLOCK SYSTEM	PART #	QUANTITY
Cambridge Sigma 6™	HTS CAMB SIGMA6 RET	10 BOOKS/BOX
Cambridge Sigma 8™	HTS CAMB SIGMA8 RET	10 BOOKS/BOX

## CORNERSTONE® RETAINING WALL SYSTEMS PAGE 51

BLOCK SYSTEM	PART #	QUANTITY
CornerStone 100	HTS CS 100 RET	10 BOOKS/BOX
FrogStone	HTS FROG RET	10 BOOKS/BOX
MagnumStone	HTS MAGNU RET	10 BOOKS/BOX
StoneLedge	HTS STLED RET	10 BOOKS/BOX
Mirastone	HS MIRA RET	10 BOOKS/BOX

## COUNTY MATERIALS PAGE 51

BLOCK SYSTEM	PART #	QUANTITY
County Block™	HTS CNTY BLOCK RET	10 BOOKS/BOX
County Tribute™	HTS CNTY TRIBUTE RET	10 BOOKS/BOX
County Rib Rock	HTS CNTY RIBROCK RET	10 BOOKS/BOX
County Integrity™	HTS CNTY INTEGRITY RET	10 BOOKS/BOX

Wall Systems & Engineering continued on next page

## EARTHWORKS™ PAGE 49

PART #	SIZE	QUANTITY
EAR8/EAR12	8" & 12"	250/CTN
EAR10/EAR12-8	10" & TRANSITION	250/CTN
EAR COR	CORNER SPACERS	100/CTN

## SLEEVE-IT® SD1 PAGE 49

PART #	SIZE	AMT PER CTN	QUANTITY
GSRW SLEEVEIT SD1	15.3" x 30.6" x 23.4"	5/BNDL	9 BNDL/PLT

## DAGISTINO PRODUCTS PAGE 51

BLOCK SYSTEM	PART #	QUANTITY
Dagblock	HTS DAGBLOCK RET	10 BOOKS/BOX
County Tribute™	HTS CNTY TRIBUTE RET	10 BOOKS/BOX

## EARTHWORKS™ PAGE 51

BLOCK SYSTEM	PART #	QUANTITY
8"	HTS EAR8 RET	10 BOOKS/BOX
12"	HTS EAR12 RET	10 BOOKS/BOX

## ICD® RETAINING WALL SYSTEMS PAGE 51

BLOCK SYSTEM	PART #	QUANTITY
Stonewall Select	HTS ICD STNEWLL RET	10 BOOKS/BOX

## KEYSTONE® RETAINING WALL SYSTEMS PAGE 51

BLOCK SYSTEM	PART #	QUANTITY
Compac	HTS KS COMPAC RET	10 BOOKS/BOX
Country Manor	HTS KS CT MANOR RET	10 BOOKS/BOX
Verazzo	HTS KS VERAZZO RET	10 BOOKS/BOX

## LEHI BLOCK INCORPORATED PAGE 51

BLOCK SYSTEM	PART #	QUANTITY
ArtStone	HTS ARTSTONE RET	10 BOOKS/BOX

## PYZIQUE® RETAINING WALL SYSTEMS PAGE 51

BLOCK SYSTEM	PART #	QUANTITY
Maytrx	HTS MAYTRX RET	10 BOOKS/BOX

## RISISTONE INC. RETAINING WALL SYSTEMS PAGE 51

BLOCK SYSTEM	PART #	QUANTITY
Pisa2®/RomanPisa®	HTS PISA RET	10 BOOKS/BOX

## TECHO-BLOC PAGE 51

BLOCK SYSTEM	PART #	QUANTITY
Mini-Creta	HTS MINI-CRETA RET	10 BOOKS/BOX
Monumental	HTS MONUMENTAL RET	10 BOOKS/BOX

## VERSA-LOK® RETAINING WALL SYSTEMS PAGE 51

BLOCK SYSTEM	PART #	QUANTITY
Standard	HTS VLSTD RET	10 BOOKS/BOX
Mosaic	HTS MOSAIC RET	10 BOOKS/BOX
Square Foot	HTS VLSQFT RET	10 BOOKS/BOX



**VYKING® RETAINING WALL SYSTEMS** PAGE 51

BLOCK SYSTEM	PART #	QUANTITY
Vyking	HTS VYK RET	10 BOOKS/BOX

**WESTBLOCK® RETAINING WALL SYSTEMS** PAGE 51

BLOCK SYSTEM	PART #	QUANTITY
Stonewall	HTS WBSTNEWALL RET	10 BOOKS/BOX

**WORLD BLOCK™ RETAINING WALL SYSTEMS** PAGE 51

BLOCK SYSTEM	PART #	QUANTITY
Knob-Style	HTS WBKNOB RET	10 BOOKS/BOX
Landscape	HTS WBLANDSCAPE RET	10 BOOKS/BOX
Mid-Sized	HTS WB MID RET	10 BOOKS/BOX
V-Interlock	HTS WBVINTERLOCK RET	10 BOOKS/BOX

**TURF ACCESSORIES****TURF NAILS** PAGE 53

PART #	SIZE	AMT PER CTN
FCMST 05-50#	5" SMOOTH	50 LBS/CTN
FCMST 06-50# SS GALV	6" SPIRAL GALVANIZED	50 LBS/CTN

**SEAMS RIGHT TURF ADHESIVE** PAGE 53

PART #	SIZE	AMT PER CTN
ATURF 28	28 OZ	12/CTN
ATURF 1GAL	1 GAL	1

**SEAMS RIGHT TAPE** PAGE 53

PART #	SIZE	AMT PER CTN
FST 06100	6"X100'	8/CTN
FST 12050	12"X50'	4/CTN
FST 12100	12"X100'	4/CTN

**BASE REPLACEMENT****HEXABASE™** PAGE 55

PART #	AMT PER CTN	TOTAL SQ FT	QUANTITY
GSRW HB CTN	6/CTN	16.15	16 CTNS/PLT
GSRW HB BULK*	1	452.20	168 PCS/PLT

\*Bulk HexaBase™ available by pallet quantities only

**ULTRA DRIVE 3D™** PAGE 57

PART #	SIZE	TOTAL SQ FT	QUANTITY
GSRW UD3D 65150	6.5'X150'	108.33	12/PLT
GSRW UD3D 125150	12.5'X150'	208.33	1

**EROSION CONTROL & IRRIGATION****STRAW BLANKETS\*** PAGE 58  
*SINGLE & DOUBLE SIDED*

PART #	SIZE	SQ YDS/ROLL	QUANTITY
FCMB STSINGLE 4	4'X50'	22.22	40/PLT
FCMB STSINGLE 4 CTN	4'X50'	22.22	9/CTN (4CTN/PLT)
FCMB STSINGLE	8'X112.5'	100.00	25/PLT
FCMB STDDOUBLE	8'X112.5'	100.00	25/PLT

\* Pallet quantities may vary

**PP5-10\*** PAGE 59  
*TURF REINFORCEMENT MAT*

PART #	SIZE	SQ YDS/ROLL	QUANTITY
FCMB TRM 81125	8'X112.5'	100.00	16/PLT

\* Pallet quantities may vary

**STRAW WATTLES\*** PAGE 60

PART #	SIZE	QUANTITY
FCMWS 0925	9"X25'	12/PLT
FCMWS 1220	12"X20'	8/PLT

\* Pallet quantities may vary

**EXCELSIOR BLANKET** PAGE 59

PART #	SIZE	SQ YDS/ROLL	QUANTITY
FCMB EXCEL D81125	8'X112.5'	100.00	25/PLT

**CS-3\*** PAGE 59  
*COCONUT/STRAW BLANKETS • DOUBLE SIDED*

PART #	SIZE	SQ YDS/ROLL	QUANTITY
FCMB CS81125	8'X112.5'	100.00	25/PLT

\* Pallet quantities may vary

**CC-4\*** PAGE 59  
*COCONUT BLANKETS • 100% COCONUT*

PART #	SIZE	SQ YDS/ROLL	QUANTITY
FCMB CO81125	8'X112.5'	100.00	25/PLT

\* Pallet quantities may vary

**SILT SOCK** PAGE 60

PART #	SIZE	QUANTITY
FCMSS 0820 BLK	8"X20'	8/PLT

**GROW BAGS** PAGE 60

PART #	SIZE	AMT PER CTN
GROW BAG 5G	5 GAL	36/CTN
GROW BAG 10G	10 GAL	36/CTN
GROW BAG 15G	15 GAL	36/CTN
GROW BAG 20G	20 GAL	36/CTN

**TREE WATERING BAGS** PAGE 61

PART #	SIZE	AMT PER CTN	QUANTITY
TREE BAG 20G CTN 36	20 GAL	36/CTN	35/PLT

*Erosion & Irrigation continued on next page*



TREE WATERING RINGS			PAGE 61
PART #	SIZE	AMT PER CTN	QUANTITY
TREE RING 15G CTN 24	15 GAL	24/CTN	42/PLT

SILT FENCE • BLACK			PAGE 61
70G • 1.25"X1.25"X42" STAKES			
PART #	SIZE	STAKES/ROLL	QUANTITY
FCMF S03100	3'x100'	13 STAKES	48/PLT
FCMF S0310026	3'x100'	26 STAKES	20/PLT
FCMF S031500	3'x1500'	FABRIC ONLY	9/PLT

SILT FENCE • ORANGE			PAGE 61
70G • 1.25"X1.25"X42" STAKES			
PART #	SIZE	STAKES/ROLL	QUANTITY
FCMFO S03100	3'x100'	13 STAKES	48/PLT
FCMFO S031500	3'x1500'	FABRIC ONLY	9/PLT

SILT FENCE STAKES			PAGE 61
MUST BE PURCHASED IN PALLET QUANTITIES			
PART #	SIZE	STAKES/ROLL	QUANTITY
FCMF STAKE 42 1 1/4	42"x1.25"	STAKES ONLY	840/PLT
FCMF STAKE 48	48"x1.5"	STAKES ONLY	25/BNDL- 650/PLT

DF1.5™			PAGE 62
300' ROLL COLOR CODING RED			
PART #	SIZE	SQ YDS/ROLL	QUANTITY
FD1.5 03300	3'x300'	100.00	42/PLT
FD1.5 04300	4'x300'	133.33	42/PLT
FD1.5 05300	5'x300'	166.67	36/PLT
FD1.5 06300	6'x300'	200.00	36/PLT
FD1.5 12300	12'x300'	400.00	4/BNDL

DF2™			PAGE 62
300' ROLL COLOR CODING GREEN			
PART #	SIZE	SQ YDS/ROLL	QUANTITY
FD2 03300	3'x300'	100.00	42/PLT
FD2 04300	4'x300'	133.33	42/PLT
FD2 06300	6'x300'	200.00	36/PLT
FD2 12300	12'x300'	400.00	4/BNDL

## ACCESSORIES

SRW PATH STABILIZER™			PAGE 64
PART #	SIZE	AMT PER CTN	QUANTITY
TAC PATH 5GAL	5 GAL	1	36/PLT

MULCH STABILIZER™			PAGE 65
PART #	SIZE	AMT PER CTN	QUANTITY
TAC MULCH CTN	1 GAL	4/CTN	36 CTNS/PLT
TAC MULCH 5GAL	5 GAL	1	36/PLT

PIN POUNDER			PAGE 65
PART #	LENGTH	QUANTITY	
FCMST 6-RT POUND	39"	1/BOX	

STAPLE SETTER			PAGE 65
PART #	LENGTH	QUANTITY	
FCMST STAPLE SETTER	42"	1/BOX	

JUTE MESH			PAGE 62
PART #	SIZE	SQ YDS/ROLL	QUANTITY
FCMB JUTE15 48225	4'x225'	100.00	12/PLT

ROCK LOG			PAGE 62
PART #	SIZE	QUANTITY	
FCMBR 7"4'	7"x4'	5/CTN	

DANDY CURB SACK®			PAGE 63
PART #	SIZE	QUANTITY	
DCS 24 24	24"x24"	5/CTN	
DCS 30 12	30"x12"	5/CTN	
DCS 36 24	36"x24"	5/CTN	

DANDY CURB BAG®			PAGE 63
PART #	SIZE	QUANTITY	
DCB 36 24	36"x24"	5/CTN	

DANDY SACK®			PAGE 63
PART #	SIZE	QUANTITY	
DS 24 24	24"x24"	5/CTN	
DS 36 24	36"x24"	5/CTN	
DS 48 24	48"x24"	5/CTN	

DANDY BAG®			PAGE 63
PART #	SIZE	QUANTITY	
DB RD 24	24" ROUND	5/CTN	
DB 24 24	24"x24"	5/CTN	
DB 36 24	36"x24"	5/CTN	
DB 36 36	36"x36"	5/CTN	

DANDY DEWATERING BAG®			PAGE 63
PART #	SIZE	QUANTITY	
DDB 6 6	6'x6'	1	
DDB 10 10	10'x10'	1	

SPIKES

PAGE 66

BULK CARTON

	PART #	SIZE	AMT PER CTN	QUANTITY
A	FCMST 12-50#	12" SMOOTH	50 LBS/CTN	48 CTNS/PLT
B	FCMST 10-50#	10" SMOOTH	50 LBS/CTN	48 CTNS/PLT
C	FCMST 10-50#SS	10" SPIRAL	50 LBS/CTN	48 CTNS/PLT
D	FCMST 10-50# GALV	10" GALVANIZED	50 LBS/CTN	48 CTNS/PLT

\*Counts vary by weight. Letters reference staple style on page 66

LANDSCAPE STAPLES			PAGE 66
BOXED • 11 GAUGE			
PART #	SIZE	AMT PER CTN	QUANTITY
F	FCMST D100	6"	100/BOX* 12 BOX/CTN

\*Counts vary by weight. Letters reference staple style on page 66

Accessories continued on next page



## LANDSCAPE STAPLES PAGE 66

### BAGGED • 11 GAUGE

PART #	SIZE	AMT PER CTN	QUANTITY
F FCMST 620240	6"	20/BAG*	12 BAGS/CTN
F FCMST 650500	6"	50/BAG*	10 BAGS/CTN

\*Counts vary by weight. Letters reference staple style on page 66

## LANDSCAPE STAPLES PAGE 66

### BULK CARTONS • 11 GAUGE

PART #	SIZE	AMT PER CTN	QUANTITY
E FCMST 8500	8"	500/CTN*	50 CTNS/PLT
F FCMST 61000	6"	1000/CTN*	60 CTNS/PLT
G FCMST 41000	4"	1000/CTN*	60 CTNS/PLT

\*Counts vary by weight. Letters reference staple style on page 66

## IRRIGATION STAPLES PAGE 66

PART #	SIZE	AMT PER CTN	QUANTITY
H FCMST 6251000-I	6"	25/BAG*	40 BAGS/CTN
H FCMST 61000-I	6"	1000/CTN*	60 CTNS/PLT

\*Counts vary by weight. Letters reference staple style on page 66

## ROUND TOP PINS PAGE 66

PART #	SIZE	AMT PER CTN	QUANTITY
I FCMST 6-RT1000	6"	1000/CTN*	75 CTNS/PLT

\*Counts vary by weight. Letters reference staple style on page 66

## STRINGALONG™ COLLARS PAGE 67

PART #	DESCRIPTION	QUANTITY
FCSTR COLLAR 10 PK	10 PACK	10 COLLARS
FCSTR COLLAR REFILL	REFILL	50 COLLARS

## STRINGALONG™ DISPLAY PAGE 67

PART #	DESCRIPTION	QUANTITY
FCSTR COLLAR DISP	DISPLAY	50 COLLARS

## STRINGALONGS™ COMBO PACK PAGE 67

PART #	DESCRIPTION	QUANTITY
FCSTR COMBO	COMBO PACK COLLARS & STAKES	10 COLLARS 10 STAKES

## STRINGALONG™ STAKES PAGE 67

PART #	DESCRIPTION	QUANTITY
FCSTR STAKE 10 PK	3/4"x24" FORMING STAKE	10 STAKES

## 6 MIL. POLY SHEETING\* PAGE 67

PART #	SIZE	AMT PER CTN	QUANTITY
FBPF6 06100	6'X100'	1	100 CTNS/PLT
FBPF6 10100	10'X100'	1	48 CTNS/PLT
FBPF6 20100	20'X100'	1	25 CTNS/PLT

\*Contact Customer Service at 800-752-9326 for other available sizes

## STRETCH WRAP PAGE 67

PART #	SIZE	GAUGE	QUANTITY
SW 181500 70 GA	18"X1500'	70	4/CTN
SW 181000 120 GA	18"X1000'	120	4/CTN

## RETAIL DISPLAY

### NARROW SEALER DISPLAY PAGE 69

PART #	DIMENSIONS	WEIGHT
MSIDE	72"H X 28"W X 24"D	73 LBS

### FABRIC DISPLAY PAGE 69

PART #	DIMENSIONS	WEIGHT
MMETAL RACK	72"H X 28 1/4"W X 27"D	45 LBS

### ADHESIVE DISPLAY PAGE 69

PART #	DIMENSIONS	WEIGHT
ADISPLAY	67"H X 16"W X 16"D	40 LBS

Stay  
**CONNECTED!**



@ SRWproducts





## SURFACE APPLICATION

RETAINING WALLS	PAVERS/CONCRETE	POOL COPINGS	NATURAL STONE & VENEERS	MANUFACTURED STONE	BRICK	OUTDOOR KITCHEN	MASONRY	METALS	WOOD	FOAMBOARD	MOST PLASTICS	GLASS & MIRROR	CERAMIC TILE	FIRE PITS
-----------------	-----------------	--------------	-------------------------	--------------------	-------	-----------------	---------	--------	------	-----------	---------------	----------------	--------------	-----------

ADHESIVE	VERTICAL INSTANT LOCK*													
	SUPERIOR STRENGTH SOLVENT													
	RAPID-SET POLYURETHANE													
	SF-8 ADHESIVE													

\*Always make sure at least one surface is porous. Always test in a small area. Check product label for interior/exterior use.

## SURFACE APPLICATION

CONCRETE PAVERS	CLAY PAVERS	CONCRETE PERMEABLE PAVERS	WETCAST	GRANITE/QUARTZ	MARBLE/TRAVERTINE	LIMESTONE	BLUESTONE/SANDSTONE	BLOCK RETAINING WALLS	MANUFACTURED STONE	STAMPED CONCRETE	SEALER/CLEANER CATEGORY
-----------------	-------------	---------------------------	---------	----------------	-------------------	-----------	---------------------	-----------------------	--------------------	------------------	-------------------------

SEALERS	PS PENETRATING													PAVER SEAL
	LG LOW GLOSS													
	HG HIGH GLOSS													
	PSX PENETRATING X-TREME													PREMIUM SEAL
	LGX LOW GLOSS X-TREME													
	HGX HIGH GLOSS X-TREME													
	DG DUAL GUARD													
	PRX PAVER RESTORE X-TREME													SPECIALTY SEAL
	SGX STAIN GUARD X-TREME													
	JS JOINT STABILIZER													
	CG COUNTER GUARD													
	S-PS PENETRATING													
CLEANERS	PW PAVER WASH													GENERAL CLEAN
	DW DUAL WASH													
	EF EFFLORESCENCE													SPECIALTY CLEAN
	M³C MOLD, MOSS & MILDEW													
	CDX CLEANER DEGREASER X-TREME													
	RE RUST ELIMINATOR													
	OC ORGANIC STAIN CLEANER													
	XY XYLENE SOLVENT													
	SS SEALER STRIPPER													

Always test a small area. Check product label for interior/exterior use. Refer to surface material manufacturer's recommendations on whether or not to seal.





## SURFACE APPLICATION

	NATURAL STONE	CONCRETE PAVERS	CLAY PAVERS	WETCAST	MANUFACTURED STONE	BLOCK	RETAINING WALLS	HIGH PSI CONCRETE (5000 OR HIGHER)	REBAR REINFORCED CONCRETE	WIRE MESH REINFORCED CONCRETE	GREEN CONCRETE (12 HRS OR LESS)	GREEN CONCRETE (20 HRS OR MORE)	CURED CONCRETE	ASPHALT	PORCELAIN
<b>BLADES</b>															
GENERAL PURPOSE	■	■	■	■	■	■				■		■	■		
ALL PURPOSE	■	■	■	■	■	■			■	■		■	■	■	
ABRASIVE MATERIAL											■			■	
HARD MATERIAL	■	■	■	■	■			■	■	■			■		■

## GEOGRID: CROSS REFERENCE CHART

SRW		STRATA		SYNTEEN		MIRAFI		TENSAR		CARTHAGE		VERSA-LOK		GEOSTAR	
Series	LTDS	Stratagrid®	LTDS	SF	LTDS	Miragrid®	LTDS	MSE/HS	LTDS	GX®	LTDS	VersaGrid	LTDS	GeoGrid	LTDS
Universal	688	—	—	—	—	—	—	—	—	—	—	—	—	MG100	963
3 Series	1161	SG150	939	SF20	1161	2XT	1202	UX 1100	1450	SF20	1161	—	—	HP100	1155
5 Series	2064	SG200	1919	SF35	2064	3XT	2104	UX 1400	1760	SF35	2064	VG3	2064	HP200	2057
7 Series	2867	SG350	2666	SF55	2867	5XT	2826	UX1500	2860	SF55	2867	VG5	2867	HP300	2862
8 Series	3555	SG500	3412	SF65	3555	7XT	3547	UX1600	3620	SF65	3555	—	—	—	—
9 Series	4329	SG550	4346	SF80	4329	8XT	4449	UX1700	4390	SF80	4329	VG8	4329	HP500	4404
10 Series	5160	SG650	5332	SF90	5160	—	—	UX1800	5080	SF90	5160	—	—	—	—
11 Series	5906	SG700	6292	SF110	5906	10XT	5712	—	—	SF110	5906	—	—	HP700	5929

SRW Roadbase Geogrids are also available. Call for quote and individual specs.

## GEOGRID SPECIFICATIONS

PROPERTIES	Units	3 Series	5 Series	7 Series	8 Series	9 Series	10 Series	11 Series
Long Term Design Strength	lb/ft, MD	1161	2064	2867	3555	4329	5160	5906
Aperture Size (avg)	MD x CMD	.79" x 1"	.79" x 1"	.79" x 1"	.79" x 1"	.79" x 1"	.63" x 1"	.63" x 1"
Design Strength Properties	RFCR/RFID/RFD	1.51/1.05/1.10	1.51/1.05/1.10	1.51/1.05/1.10	1.51/1.05/1.10	1.51/1.05/1.10	1.51/1.1/1.05	1.51/1.05/1.1
Wide Width Tensile Strength	% Ultimate, MD	2025	3600	5000	6200	7550	9000	10300
Roll Widths	ft	4, 6, 12	6, 12	6, 12	6, 12	6, 12	6, 12	6, 12
Comparative Products	—	Mirafi 2XT Strata SG150	Mirafi 3XT Strata SG200	Mirafi 5XT Strata SG350	Mirafi 7XT	Mirafi 8XT Strata SG550	—	—

## ROAD BASE GRID SPECIFICATIONS

PROPERTIES	Units	Type 1	Type 2
Ultimate Strength	MD XMD	850 1300	1310 1970
Tensile at 2% Strain	MD XMD	280 450	410 620
Tensile at 5% Strain	MD XMD	580 920	810 1340
Aperture Size (avg)	MD XMD	1.06" 1.45"	1.10" 1.49"
Min. Rib Thickness	MD x CMD	.03" .03"	.05" .05"
Roll Widths	ft	12.9'	12.9'
Comparative Products	—	Tensar BX1100	Tensar BX1200


Specifications current at the time of printing. Call SRW Products 800-752-9326 for inquiries.



## TECHNICAL PRODUCT INFORMATION

One of the benefits of partnering with SRW Products is our dedication to customer service & support. We also provide our product technical data sheets & safety data sheets on our website.

Our Product Management team is also available to help answer technical questions you might have. Call us, or contact us through our website.





GEOTEXTILE SPECIFICATIONS			NON-WOVEN FABRICS				WOVEN FABRICS	
PROPERTIES	TEST	UNITS	NW4	NW4.5	NW6	EC8	SS5	SS6
Grab Tensile Strength	D4632	lbs	100	120	160	205	200	315
Grab Elongation	D4632	%	50	50	50	50	15	15
Trap-Tear Strength	D4533	lbs	45	50	60	85	75	120
CBR Puncture	D6241	lbs	300	340	410	535	700	1000
Water Flow Rate	D4491	gpm/ft <sup>2</sup>	140	135	110	95	5	4
Permittivity	D4491	1/sec	2	1.7	1.5	1.4	.05	.05
UV Resistance (500 hr)	D4355	%	70	70	70	70	70	70
Apparent Opening Size	D4751	US Sieve	70	70	70	80	40	40

Specifications current at the time of printing. Call SRW Products 800-752-9326 for inquiries.

LANDSCAPE FABRIC CROSS REFERENCE CHART				
SRW	DEWITT	FABRISCAPE	HANES	Ground Cover Industries
PS1.5 (15 yr)	15 yr Weed Barrier	—	—	180 Series
PS2 (20 yr)	—	—	Weed Barrier (Pro Ion)	—
PS3 (30 yr)	30 yr Weed Barrier	—	Weed Barrier (Pro Ion Plus)	395 Series
SB2 (20 yr)	Tygar Premium/Contractor's Select	Commercial Weed Stopper	Pro Steel	211 Series
SB3 (30 yr)	Tygar Professional/Contractor's Select Plus	Professional Spunbond	Pro Steel Plus	295 Series
GC3	—	—	Ground Cover (Pro Gold)	—
GC PRO	Sunbelt	Woven Ground Cover	—	320 Series
LS3	—	Professional Non-Woven	—	—
Pro Plus IV	Professional Max Weed Control	Woven Weed Restrictor	Pro Platinum	450 Series
Pro Plus V	Pro 5	Woven Weed Restrictor Plus	Pro Platinum Plus	500 Series

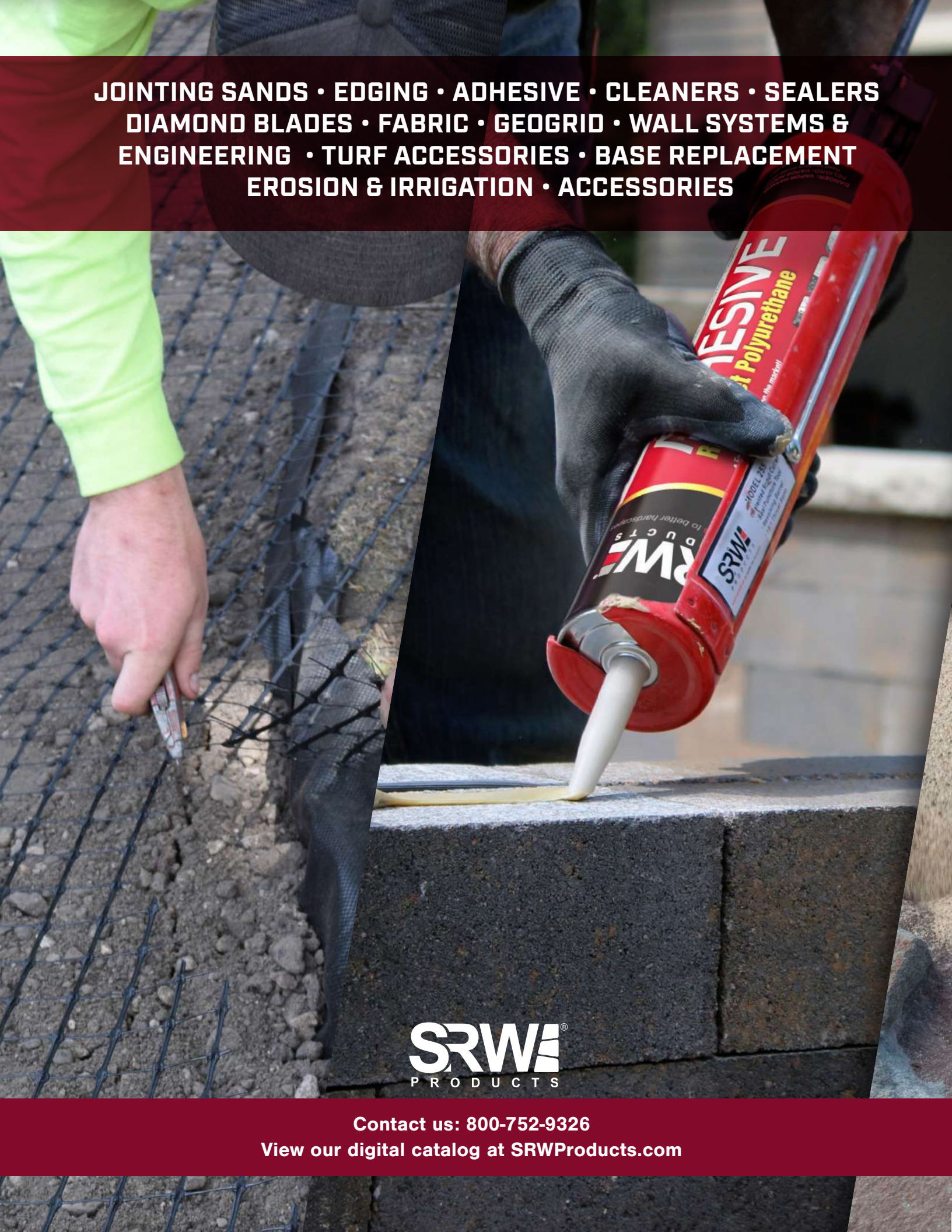
CONSTRUCTION FABRIC CROSS REFERENCE CHART				
SRW	MIRAFI	WILLACOOCHIE	US FABRICS	SKAPS
NW4	140NC	400N	US 100NW	GT 140
NW4.5	140N	450N	US 120NW	GT 142
NW6	160N	600N	US 160NW	GT 160
NW7	170N	700N	US 180NW	GT 170
EC8	180N	800N	US 205NW	GT 180
NW10	1100N	1000N	US 250NW	GT 110
NW12	1120N	1200N	US 300NW	GT 112
NW16	1160N	1600N	US 380NW	GT 116
SS5	500X	200W	US 200	SW 200
SS6	600X	315W	US 315	SW 315

These cross-reference tables are for comparison only. This information has been obtained from the manufacturers' literature or website. It is the users' responsibility to verify that this is the most current information. All final geogrid/construction comparisons should be determined by a licensed design engineer.

HIGH PERFORMANCE FABRIC CROSS REFERENCE CHART				
SRW	MIRAFI	WILLACOOCHIE	US FABRICS	SKAPS
SRW 270HP	HP270	WINFAB 270HP	US 2500	M220
SRW 370HP	HP370	WINFAB 370HP	US 3600	M330
SRW 4x4	HP565	WINFAB 4x4	US 4800	—
SRW 570HP	HP570	WINFAB 570HP	US 4800	M440
SRW 770HP	HP770	WINFAB 770HP	US 7200	—
SRW MM300	FW300	WINFAB 2300	US 830	—
SRW MM402	FW402	WINFAB 2197	US 1540	M404
SRW MM403	FW403	WINFAB 2403	US 840	—
SRW MM404	FW404	WINFAB 2404	US 230	—
SRW MM700	FW700	WINFAB 2199	US670	M706
Permeable 350	—	—	—	—



**JOINTING SANDS • EDGING • ADHESIVE • CLEANERS • SEALERS  
DIAMOND BLADES • FABRIC • GEOGRID • WALL SYSTEMS &  
ENGINEERING • TURF ACCESSORIES • BASE REPLACEMENT  
EROSION & IRRIGATION • ACCESSORIES**



**SRW**<sup>®</sup>  
PRODUCTS

**Contact us: 800-752-9326**

**View our digital catalog at [SRWProducts.com](http://SRWProducts.com)**