




FEATURES:

- Stone-like shapes and textures create inviting walkways
- Consistent rise = fast installation and safe end result
- Quality materials = long term durability
- Complimentary products = creative possibilities


- 36"x 18"x 7"
- 375 lbs/ea
- 8 ea/pallet




- 48"x 18"x 7"
- 500 lbs/ea
- 8 ea/pallet



- 72"x 30"x 7"
- 1320 lbs/ea
- 3 ea/pallet



- All dimensional steps have 7" rise
- Steps palletized one size/pallet



**Dimensions are nominal due to texture*